GERARDI

35 bimu

October 13 > 16 / Milan
HALL 22 / BOOTH E06

ENG

SPECIAL OFFER 2026

Inside:
GRIPMATIC VISES / 5G VISES / COMPACTGRIP VISES / MAXIGRIP VISES / QUICK CHANGE PLATES / TOMBSTONES / ZERO POINT SYSTEM / AUTOMATION KIT / MAGNETIC CHUCKS / STDFLEX VISES / XL VISES / MAGNETIC PLATES / FMS VISES / MULTIFLEX VISES / MULTITASKING VISES / STATIC TOOLHOLDER / DRIVEN TOOLS / CLASSIC & EVOLUTION ANGLE HEADS

www.gerardi.it

EXPIRES DATE: 31.12.26

FULLY CNC-CONTROLLED

GRIP MATIC VISES

Hydraulic or pneumatic vise double effect - Ideal for 5 axis machining centres

ZERO POINT READY

GERARDI AUTOMATION

Full Automatic Vise Series

CNC Management

Configurated for the complete handling by CNC, to automate the clamping process and increasing the productivity of your company. Unattended use possible, CNC manageable, ideal for automatic workpiece loading by robot



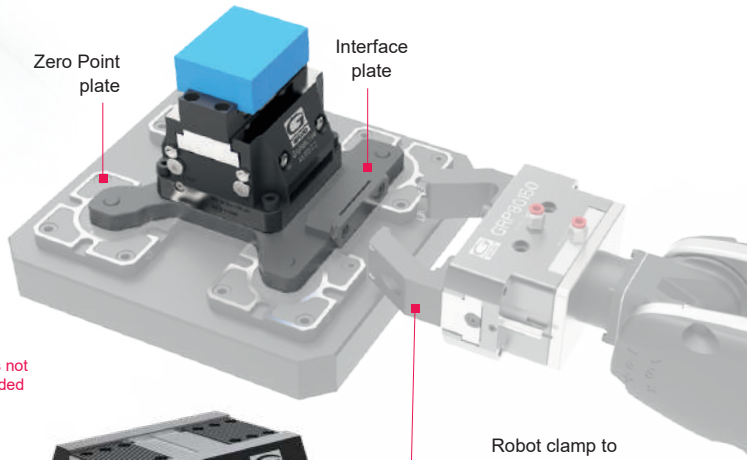

CAUTION: THE CLAMPS ARE NOT INCLUDED IN THE STANDARD SUPPLY

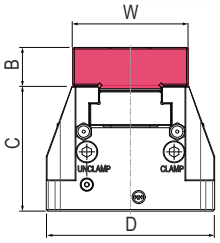

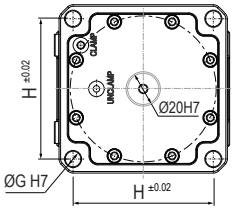

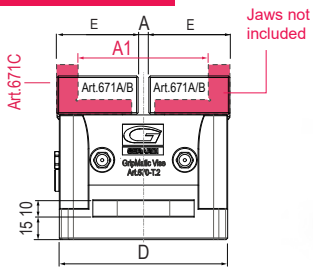

Art.670

Vise base pneumatic or Hydraulic, ideal for 5 axis machining centres.
Standard equipment: - 4x Calibrated screws (Art.83) - 2 Niplon o 2 Art.PN04 - No return valve (Art.PN16)

Pneumatic double effect or hydraulic

Type	Jaw width W	Min opening A	Max opening A1	Vise height C+B	Base height C	Base lenght D	Jaw lenght E	Pitch centering and fixing holes H	Air Pressure	Opening Force	ART.670 PNEUMATIC Code	Pressure	* Opening Force	ART.670 HYDRAYLIC Code	LIST PRICE €	SPECIAL PRICE €
2	74	6,4	88,9	105	80	106	52	90	Max 10BAR	14 kN	7.67.0PN20	30BAR	38 kN	7.67.0ID20	1.826	1.400
3	99	8,5	130,2	135	105	166	78	140		28,8 kN	7.67.0PN30	30BAR	75 kN	7.67.0ID30	2.435	1.850
4	124	12	162	165	130	206	96	170		33,8 kN	7.67.0PN40	25 BAR	94 kN	7.67.0ID40	3.226	2.400

*** Clamping Force:** Half of the values reported represent the force applied by each jaw

Art.671A Soft Jaw

Type	Code	€
2	7.67.1A200	173
3	7.67.1A300	233
4	7.67.1A400	308



Art.671B Soft Narrow Jaw

Type	Code	€
2	7.67.1B200	197
3	7.67.1B300	260
4	7.67.1B400	343

Art.671C Jaw for narrow width standard jaw plates

Type	Code	€
2	7.67.1C200	197
3	7.67.1C300	260
4	7.67.1C400	343

Art.243 Hardened grooved straight jaw plate

Type	Code	€
2	1.65.17000	68
3	1.65.27000	75
4	1.65.37000	88

Art.245 Hardened smooth straight jaw plate

Type	Code	€
1	4.24.51000	68
2	4.24.52000	75
3	4.24.53000	88

Art.670G Straight plate with GRIP inserts

Type	Code	€
2	7.67.0G200	142
3	7.67.0G300	153
4	7.67.0G400	198

INTERFACE PLATE FOR GRIPMATIC VISES - IDEAL FOR 5 AXIS CNC

Art.670AP

Fully-Automatic

Interface plate for GripMatic vise Art.670PN automatic with air input through the machine table and possible to be controlled directly by the CNC. This plate can be fully tailored according the characteristics of the machine (workpiece positioning check and cleanliness).

* Minimun price, PERSONALIZATION INCLUDED



Type	Air pressure	Clamping	ART.670 Pneumatic Code	LIST PRICE €*
2	Max 10BAR	14 kN	7.67.0AP20	2.547
3		28,8 kN	7.67.0AP30	
4		33,8 kN	7.67.0AP40	

100% CUSTOMIZABLE PLATE

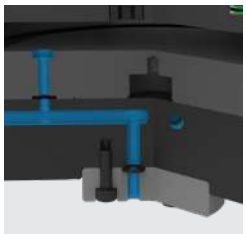

ADVANCED TECHNOLOGY FOR 5 AXIS MACHINE

5G VISES

Wide range of Quick Change Jaws

ZERO POINT READY

NEW

Bring your Machining to new Peaks



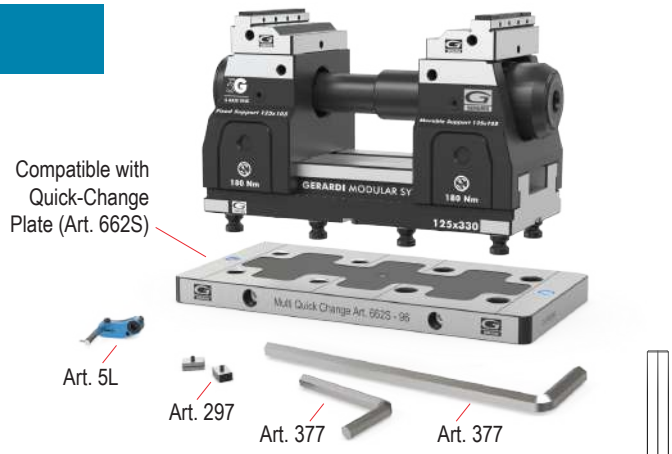

CAUTION: THE CLAMPS ARE NOT INCLUDED IN THE STANDARD SUPPLY

B	Clamping Stroke	6 mm	Max Clamping Force	40 kN
C	Closing Stroke	130 mm	Recommended Torque	120 Nm
	Max Torque	200 Nm	Recommended Force	26,5 kN

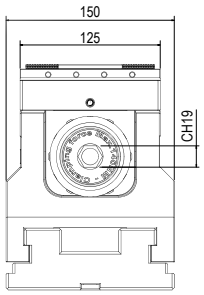

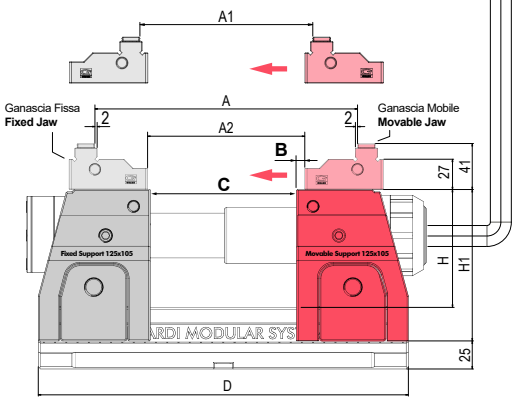

Art.5G

5-axis vice Art.5G with quick-change jaws

Jaw Size	A	A1	A2	B clamping stroke	C closing stroke	D	H	H1	Code	LIST PRICE €
125 x **105**	min 104 / max 234	min 24 / max 154	min 10 / max 140	6	130	330	105	135	5G-125-330	3.500
125 x **105**	min 204 / max 334	min 124 / max 254	min 110 / max 240	6	130	430	105	135	5G-125-430	3.600
125 x **105**	min 274 / max 404	min 194 / max 324	min 180 / max 310	6	130	500	105	135	5G-125-500	3.700
125 x **150**	min 204 / max 334	min 124 / max 254	min 110 / max 240	6	130	430	150	185	5G-125H-430	3.900
125 x **150**	min 274 / max 404	min 194 / max 324	min 180 / max 310	6	130	500	150	185	5G-125H-500	4.000
125 x **150**	min 404 / max 534	min 324 / max 454	min 310 / max 440	6	130	630	150	185	5G-125H-630	4.200

5G VISE JAWS ON OFFER

NOT INCLUDED!

Art. 5B

Soft machinable jaw

Code	LIST PRICE €	SPECIAL PRICE €
5G-125-5B	~~345~~	199

Art. 5W

Adjustable fixed jaw with inserts Art. 812

Code	LIST PRICE €	SPECIAL PRICE €
5G-125-5W	~~1.056~~	699

Art. 5K

Jaw with CompactGrip inserts

Code	LIST PRICE €	SPECIAL PRICE €
5G-125-5K	~~513~~	349

Art. 5Z

Adapter for custom jaws

Code	LIST PRICE €	SPECIAL PRICE €
5G-125-5Z	~~402~~	299

Art. 5U

Floating movable jaw with inserts Art. 812

Code	LIST PRICE €	SPECIAL PRICE €
5G-125-5U	~~822~~	599

Art. 5L

Workstop

Code	LIST PRICE €	SPECIAL PRICE €
5G-125-5L	~~84~~	69

COMPACT, RIGID AND ACCURATE. IDEAL FOR 5 AXIS CENTRES

COMPACT GRIP

Self centering vises with reversible jaws - Ideal for 5 axis machining centres

ZERO POINT READY

3 in 1 VISES SINGLE / DOUBLE SELF-CENTERING

Art.650

3 in 1 VISES SINGLE / DOUBLE SELF-CENTERING

Std Equipment: 1 box wrench Art.375, 1 workstop Art.370EM, 1 pair of self-centering key-nuts Art.297, 2 positioning key-nuts Art.650G T slot 16 mm, 1 Art.650F slide locking plate

+ Magnetic Workstop Art. 370EM

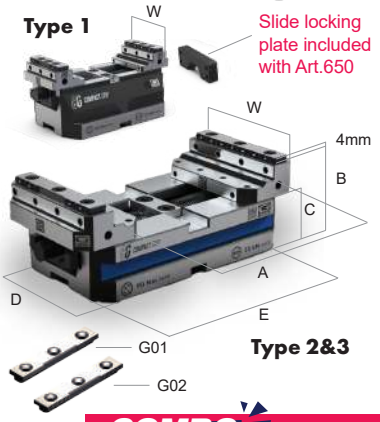

Type	Max opening W	Jaw width A	Jaw Height B	Base Lenght C	Base Height D	Jaw Base E	Kg	Code	LIST PRICE €	SPECIAL PRICE €
1 12kN	50	54	65	45	79,9	80	1,9	7.65.01080	793	649
		94				120	2,7	7.65.01120	915	749
		134				160	3,4	7.65.01160	1.036	849
2 22kN	88	96	65	38	89,9	120	3,6	7.65.02120	975	700
		136				160	4,4	7.65.02160	1.097	800
		176	65	38	89,9	200	5,2	7.65.02200	1.218	900
		216				240	5,8	7.65.02240	1.341	1.000
3 32kN	123	133	89	57	124,9	160	9,1	7.65.03160	1.584	1.150
		183				210	10,9	7.65.03210	1.826	1.250
		233				260	12,8	7.65.03260	2.070	1.350
		283	89	57	124,9	310	14,8	7.65.03310	2.435	1.650
		333				360	17	7.65.03360	2.678	1.850

ASSEMBLY INCLUDED

Art.651H

Aluminum riser for CompactGrip vises



REDUCTION 20%

* Savings on the Riser (H=75 only) only if purchased with the vise

COMBO BUY A VISE + ART. G01/G02 AND/OR ART.650X AND GET AN IMMEDIATE 20% EXTRA SAVING ON ACCESSORIES!

COMBO

SLITTA DESTRA + SLITTA SINISTRA + JAWS =

REDUCTION 20%

* This combo is only valid when purchased with the vise

Art.950B Right slide

+

Art.950C Left Slide

+

Art.950D x2 Machinable jaw

PYRAMIDAL SUPPORT FOR 5TH AXIS CENTRES - INCLUDED MOUNTED & ALIGNED VISES

Art.643H

Standard equipement: 12 Vise holding clamps Art.298 CGR, 1 Eyebolt, 1 Centering pin, Pair of keynuts Art.297

+ MOUNTING & ALIGNEMENT INCLUDED

Aluminum pyramidal support, it permits the simultaneous mounting of 3 CompactGrip vises thus increasing the working space and allowing the contemporary machining of multiple workpieces.

Type	Height	Code	LIST PRICE €
1 (Ø200)	170	7.64.3H100	1.853
2 (Ø308)	136	7.64.3H200	2.201
3 (Ø360)	190	7.64.3H300	2.432

KIT #1

Art. 643H + N°3 Art.650 T.1x120

Code	LIST PRICE €	SPECIAL PRICE €
6501120-G11-643H1-60	4.598	3.400

KIT #2

Art. 643H + N°3 Art.650 T.2x200

* Check the machine spindle turning



Code	LIST PRICE €	SPECIAL PRICE €
6502200-G11-643H2-30/45	5.855	4.500

KIT #3

Art. 643H + N°3 Art.650 T.3x210

* Check the machine spindle turning



Code	LIST PRICE €	SPECIAL PRICE €
6503210-G11-643H3-45	7.910	5.400

MAXIGRIP VISES

3 in 1 VISES SINGLE / DOUBLE SELF-CENTERING

Art.685



Pull Studs T.3: compatible with the Quick-Change plate Art. 662S

MaxiGrip vise - 3 clamping in 1 - Self-Centering, Double and Single

Art.685

Type	kN	A	A1	A2	A3	W	E	Kg	Code	LIST PRICE €	SPECIAL PRICE €
4x270	41	200	83	104	35	158	270	28,5	76854270	2.979	2.399
4x420		344	155	248	107		420	40	76854420	3.948	3.199

MaxiGrip vise - **Only Self-centering**

Art.684



Type	kN	A	A1	A2	A3	W	E	Kg	Code	LIST PRICE €	SPECIAL PRICE €
4x270	41	200	-	104	-	158	270	25	76844270	2.550	2.099
4x420		344	-	248	-		420	36	76844420	3.519	2.899

QUICK CHANGE PLATES

Quick change plates for compactgrip vises - Ideal for 5 axis machines

Art.660

Mechanical quick change rectangular plate

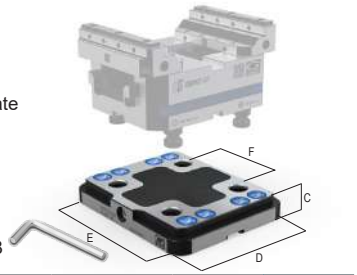

Standard equipment: 4 Pull-studs Art.660B

Type	C	D	E	Kg	Code	LIST PRICE €	SPECIAL PRICE €
1-2 (F=52)	27	116	150	3	9.66.05200	803	549
3 (F=96)	27	156	190	5,2	9.66.09600	1.156	849

Art.661

Mechanical quick change round plate

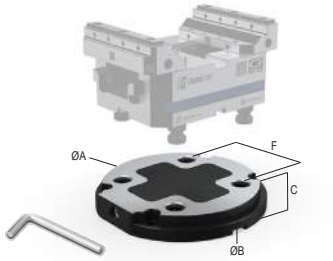

Standard equipment: 4 Pull-studs Art.660B

Type	ØA	ØB	C	Kg	Code	LIST PRICE €	SPECIAL PRICE €
1-2 (F=52)	156	120	27	3	9.66.15200	770	549
3 (F=96)	196	175	27	5,2	9.66.19600	1.125	849

Art.660S

Mechanical quick change hardned with machineable part holes free rectangular plate

Customization excluded

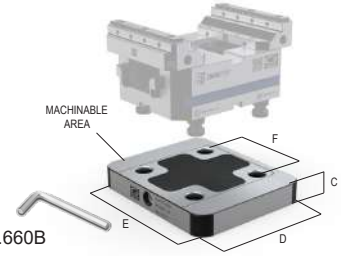

Standard equipment: 4 Pull-studs Art.660B

Type	C	D	E	Kg	Code	LIST PRICE €	SPECIAL PRICE €
1-2 (F=52)	27	126	150	3	9.66.0S520	651	449
3 (F=96)	27	156	190	5,2	9.66.0S960	888	649

Art.661S

Also with bar passage

Mechanical quick change hardned with machineable part holes free round plate

Available Quick Change Plates for any kind of Rotary Plates or 4° Axis

Customization excluded

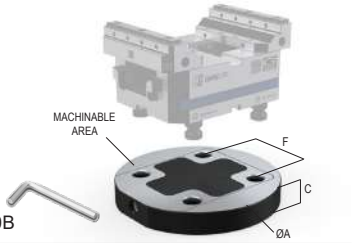

Standard equipment: 4 Pull-studs Art.660B

Type	ØA	C	Kg	Code	LIST PRICE €	SPECIAL PRICE €
1-2 (F=52)	156	27	3,8	9.66.1S5200	710	449
3 (F=96)	196	27	6	9.66.1S9600	1.183	649
	250	24	10	9.66.1S960-250	1.680	1.450
	300	24	15	9.66.1S960-300	1.785	1.550

Art.662D

Square machinable Quick Change table with double interaxis 52 and 96

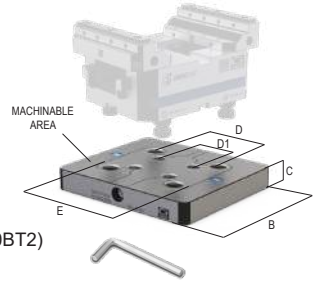

Standard equipment:
8 Pull-studs Art.660B (4x660BT1 + 4x660BT2)
4 Caps Art.660L Type 1
4 Caps Art.660L Type 2

Type	B	C	D	D1	E	Kg	Code	LIST PRICE €	SPECIAL PRICE €
1-2-3 (52 / 96)	191,5	27	96	52	132	7,5	9.66.2D5296	1.530	1.450

Art.661R

Round reduction plate

Standard equipment: 4 Pull-studs Art.660B

Type	A	B	C	Kg	Code	LIST PRICE €	SPECIAL PRICE €
F = 52	158	96	27	3,75	9.66.1R210	888	449

Art.660B

Quick change plate pull studs

COMBO

BUY 20 PULL-STUDS AND SAVE 20%

For type 1-2 plates — For type 3 plate

Type	Code	LIST PRICE CAD. €
1 - 2	9.66.0B100	32
3	9.66.0B200	34

Art.661H

Aluminium base riser for quick-change plate, can be mounted with brackets or via Zero Point.

Maximum compatibility with the most popular systems available.

Art.661S

Also with bar passage

EXAMPLE
Mounting of a round quick change plate for CompactGrip vises

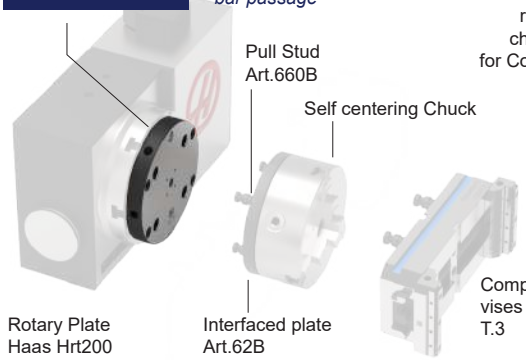

TOMBSTONES

Solid cast iron cast with double stress relieving heat treatment - Ideal for orizontal machining centres made in Italy

STANDARD JAPANESE INCLUDED

Base reduction / reduction Height: €225 each.

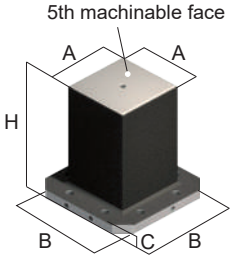

Art.53B

Code	A	B	C	D	H	Kg	LIST PRICE €	SPECIAL PRICE €
8.53.B00080	260	400	45	-	550	197	1.891	1.700
8.53.B00081	260	400	45	-	660	228	2.182	1.900
8.53.B00100	260	500	45	-	650	255	2.466	2.250
8.53.B00105	260	500	45	-	750	284	2.556	2.200
8.53.B00115	310	500	45	-	900	383	3.623	2.900
8.53.B00171	360	500	45	-	700	356	3.395	2.700
8.53.B00180	360	630	45	-	820	452	4.302	3.400
*8.53.B00211	510	630	45	-	860	61	5.976	4.500

Art.53C

Code	A	C	Kg	LIST PRICE €	SPECIAL PRICE €
8.53.C00080	250	40	174	2.831	2.400
8.53.C00081	250	40	201	3.177	2.800
8.53.C00100	250	40	225	3.591	3.350
8.53.C00105	250	40	249	3.722	3.400
8.53.C00115	300	40	338	5.173	4.400
8.53.C00171	350	40	317	4.849	3.900
8.53.C00180	350	40	402	6.462	5.000
8.53.C00211	500	40	565	8.535	6.800

* For T-slot pallets only

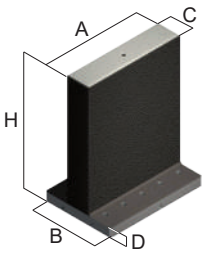

Art.55B

Code	A	B	C	D	H	Kg	LIST PRICE €	SPECIAL PRICE €
8.55.B00052	410	400	160	50	660	244	2.392	2.000
8.55.B00053	510	500	160	50	700	331	3.194	2.600
8.55.B00054	510	500	210	55	600	316	3.103	2.500
8.55.B00170	640	450	160	55	820	460	4.434	3.400
8.55.B00172	640	630	210	55	850	545	5.282	3.900
8.55.B00190	810	450	160	65	800	604	5.922	4.500

Art.55C

Code	A	C	Kg	LIST PRICE €	SPECIAL PRICE €
8.55.C00052	400	150	222	3.415	2.700
8.55.C00053	500	150	290	4.563	3.600
8.55.C00054	500	200	287	4.431	3.600
8.55.C00170	630	150	418	6.333	5.000
8.55.C00172	630	172	504	7.544	6.000
8.55.C00190	800	150	548	8.457	6.800

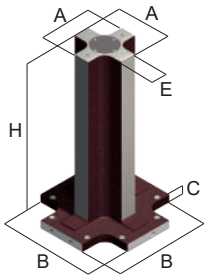

Art.57B

Code	A	B	C	E	H	Kg	LIST PRICE €	SPECIAL PRICE €
8.57.B00100	210	500	50	80	750	157	1.802	1.700
8.57.B00110	280	500	50	80	850	235	2.169	2.000
8.57.B00120	240	500	50	110	850	218	2.090	2.000
8.57.B00130	310	500	50	150	850	269	2.516	2.200
8.57.B00140	310	630	50	150	950	327	2.846	2.600

Art.57C

Code	A	C	E	Kg	LIST PRICE €	SPECIAL PRICE €
8.57.C00100	200	45	80	154	2.582	2.400
8.57.C00110	270	45	80	240	3.088	3.000
8.57.C00120	230	45	110	214	3.007	2.900
8.57.C00130	300	45	150	264	3.482	3.100
8.57.C00140	300	45	150	322	3.796	3.400

A One integral G30 cast iron casting milled with double stressrelieving heat treatment. Wall thickness 43-45mm. Tolerance +12 / -5 mm

B Rough casting with machined and hand scraped base face for direct clamping on Japanese and European standard pallet. Base with 4 precision holes Ø20F7 and bottom threads M16 with precise pitch dimensions for the use of our Zero Point or to be interface with other pallets or head plates. Ready for installation and to be machined for reset with machine axis. Tolerance +12 / -5 mm

C Cube completely finished with wall thickness roughly 38-40mm. Tolerance ± 0,02 mm

INTEGRAL VISE-CUBE WITH BASE WITH WALL TICKNESS 20-30MM

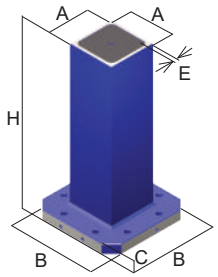

Art.53B1

Light Cube
Finished Base

Code	A	B	C	E	H	Kg	LIST PRICE €	SPECIAL PRICE €
8.53.B10055	210	400	45	25	750	167	1.891	1.550
8.53.B10085	260	400	45	25	850	229	2.280	1.900
8.53.B10105	260	500	45	25	750	234	2.488	2.050
8.53.B10182	360	500	45	30	900	400	3.523	2.800
8.53.B10185	360	630	45	30	950	468	4.218	3.550

Art.53C1

Complete and Finished

Code	A	C	E	Kg	LIST PRICE €	SPECIAL PRICE €
8.53.C10055	200	40	20	142	2.694	2.000
8.53.C10085	250	40	20	196	3.303	2.500
8.53.C10105	250	40	20	201	3.492	3.100
8.53.C10182	350	40	25	351	5.028	4.000
8.53.C10185	350	40	25	411	5.708	4.900

SAVE MORE THAN 20%

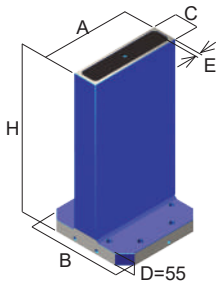

Art.55B1

2 sides tombstones light
Finished Base

Code	A	B	C	E	H	Kg	LIST PRICE €	SPECIAL PRICE €
8.55.B10045	410	400	110	25	750	193	2.154	1.800
8.55.B10050	410	400	160	25	850	239	2.390	2.000
8.55.B10053	510	500	160	25	750	277	2.813	2.300
8.55.B10085	510	500	210	30	900	402	3.602	2.900
8.55.B10172	640	630	210	30	950	553	4.849	3.900

Art.55C1

Code	A	C	E	Kg	LIST PRICE €	SPECIAL PRICE €
8.55.C10045	400	100	20	163	2.521	2.200
8.55.C10050	400	150	20	203	2.985	2.300
8.55.C10053	500	150	20	238	3.301	3.000
8.55.C10085	500	200	25	371	4.347	3.500
8.55.C10172	630	200	25	489	5.727	5.300

SAVE MORE THAN 20%

ZERO POINT SYSTEM

GERARDI AUTOMATION

Set up times reduced of 90%, repeatability within 0,005 mm - Ideal for vertical & horizontal machining centres

MULTIPLE PNEUMATIC: THE CLASSIC

Art.664 WITH FLANGE

Type	Code	kN	Double Effect kN	LIST PRICE €	SPECIAL PRICE €
1	9.66.41000	5,4	NOT AVAILABLE	645	499
2	9.66.42000	10		971	599
3	9.66.43000	16		1.218	999

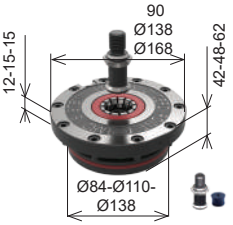

Art.665 BUILT-IN

Type	Code	kN	Double Effect kN	LIST PRICE €	SPECIAL PRICE €
1	9.66.51000	5,4	NOT AVAILABLE	520	399
2	9.66.52000	10		843	499
3	9.66.53000	16		1.097	899

SINGLE PNEUMATIC: THE HERMETIC



Art.664S WITH FLANGE

DOUBLE EFFECT AIR+SPRINGS

Type	Code	kN	Double Effect kN	LIST PRICE €	SPECIAL PRICE €
1	9.66.4S100	5,4	12,7	747	599
2	9.66.4S200	10	27	1.058	699
3	9.66.4S300	16	40	1.218	999

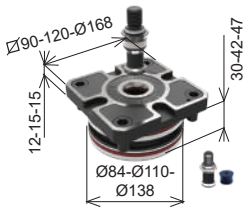

Art.665S BUILT-IN

DOUBLE EFFECT AIR+SPRINGS

Type	Code	kN	Double Effect kN	LIST PRICE €	SPECIAL PRICE €
1	9.66.5S100	5,4	12,7	623	499
2	9.66.5S200	10	27	933	599
3	9.66.5S300	16	40	1.097	899

Standard Equipment: 1 pull-stud Art.11A, 1 Teflon cup with O-Ring Art.9

Clamping force 5 ÷ 40 kN / Holding force more than 60 kN / Pneumatic release 6 ÷ 14 bar / Axial and radial compensation thanks to elastic integral collet / Double pull-stud centering for Max rigidity / Air cleaning / Only for SINGLE ZERO POINT (S version): 4 KEYWAYS and DOUBLE EFFECT FUNCTION

KIT = BASE PLATE WITH ZERO POINT + INTERFACE PLATE

POSITIONING & LOCKING INCLUDED

CUSTOMISATION OF THE BASE PLATE INCLUDED

KIT #1 VERTICAL CNC

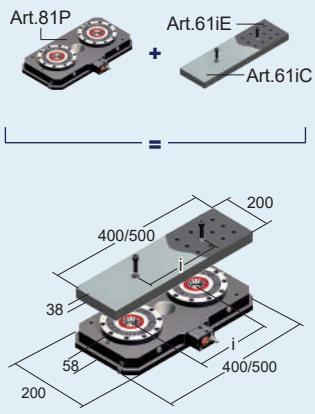

KIT #2 HORIZONTAL CNC

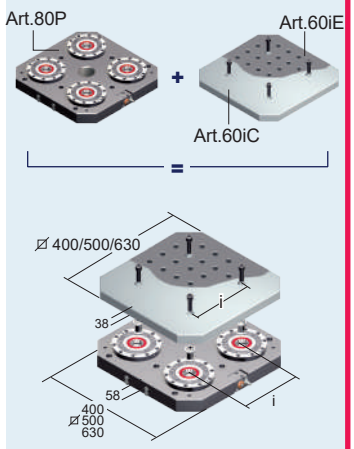

KIT #3 VERTICAL CNC

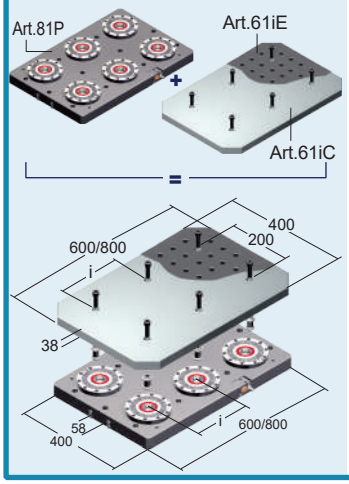

KIT #4 5TH AXIS CNC

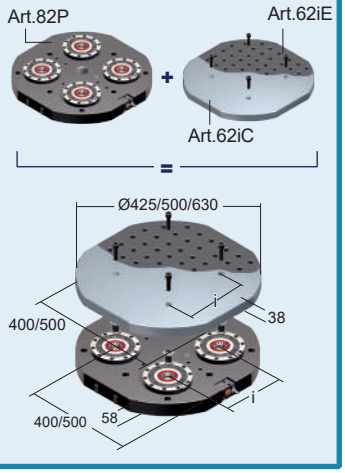

BASE PLATES WITH ZERO POINT

Art.81P BASE PLATE	LIST PRICE €	SPECIAL PRICE €
200x400 (i=200)	2.758	1.849
200x500 (i=250)	2.827	1.949

Art.80P BASE PLATE	LIST PRICE €	SPECIAL PRICE €
400x400 (i=200)	4.948	3.499
500x500 (i=250)	5.175	3.699
630x630 (i=300)	5.663	4.199

Art.81P BASE PLATE	LIST PRICE €	SPECIAL PRICE €
400x600 (i=200)	7.137	4.899
400x800 (i=300)	7.434	5.099

Art.82P ROUND BASE PLATE	LIST PRICE €	SPECIAL PRICE €
Ø425 (i=200)	5.175	3.499
Ø500 (i=250)	5.153	3.599
Ø630 (i=300)	5.742	4.099

INTERFACE PLATES

COMBO BUY A KIT AND GET AN EXTRA 10% OFF THE INTERFACE BOARD!

Art.61iC SMOOTH	LIST PRICE €	SPECIAL PRICE €
200x400 (i=200)	955	599
200x500 (i=250)	1.027	649

Art.60iC SMOOTH	LIST PRICE €	SPECIAL PRICE €
400x400 (i=200)	1.169	799
500x500 (i=250)	1.408	999
630x630 (i=300)	1.765	1.299

Art.61iC SMOOTH	LIST PRICE €	SPECIAL PRICE €
400x600 (i=200)	1.789	1.299
400x800 (i=300)	2.384	1.799

Art.62iC SMOOTH	LIST PRICE €	SPECIAL PRICE €
Ø425 (i=200)	1.253	999
Ø500 (i=250)	1.431	999
Ø630 (i=300)	1.669	1.299

Art.61iE INTEGRAL GRID	LIST PRICE €	SPECIAL PRICE €
200x400 (i=200)	1.158	649
200x500 (i=250)	1.275	749

Art.60iE INTEGRAL GRID	LIST PRICE €	SPECIAL PRICE €
400x400 (i=200)	1.536	999
500x500 (i=250)	2.008	1.399
630x630 (i=300)	3.152	1.999

Art.61iE INTEGRAL GRID	LIST PRICE €	SPECIAL PRICE €
400x600 (i=200)	2.125	1.499
400x800 (i=300)	3.022	1.999

Art.62iE INTEGRAL GRID	LIST PRICE €	SPECIAL PRICE €
Ø425 (i=200)	1.536	1.199
Ø500 (i=250)	1.960	1.399
Ø630 (i=300)	2.621	1.899

ALL THE COMPONENTS ARE BUILT COMPLETELY WITH HIGH RESISTANCE STEEL AND CASE HARDENED

STANDARD FLEX VISES

Innovative comb system for quick pull-down jaw plates change - Ideal for vertical machining centres

Art.1A

(Single Clamping)

Std Equipment: 1 workstop, 2 positioning key-nuts for 16 mm slot, 2 inserts Art. 291, 1 box wrench, 1 "T" wrench

+ 4 Holding Clamps Art.298

Modular precision vice
StandardFLEX series

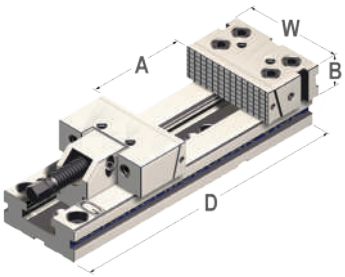

new

* Art.230R
Grooved

Type	Max opening A	Jaw width W	Jaw Height B	Base Lenght D	Code	LIST PRICE €	SPECIAL PRICE €
2 25kN	150	121 mm	38	345	1.1A.20000	~~944~~	799
3 30kN	200	146 mm	48	420	1.1A.32000	~~1.135~~	849
	300			520	1.1A.33000	~~1.309~~	949
4 30kN	200	171 mm	58	455	1.1A.42000	~~1.443~~	1.149
	300			555	1.1A.43000	~~1.587~~	1.199
	400			655	1.1A.44000	~~1.730~~	1.299
5 40kN	200	196 mm	63	495	1.1A.52000	~~1.883~~	1.449
	300			595	1.1A.53000	~~2.255~~	1.749
	400			695	1.1A.54000	~~2.634~~	1.999

REDUCTION 20%

* When bought with a complete vise

* Art.230B
Soft

* Art.230C
Smooth

* Art.230E
With step

* Art.230F
Prismatic

* Art.138
Square stack type jaw

* Art.150
Stack type prismatic jaw

* Art.212
Mobile intermediate with double step

* Art.257
Hydraulic hand screw clamping device

Art.297
Positioning Key Nuts ≠16

EXTRA LONG VISES

Vises with the extra large base dimension, much longer than std vises - Ideal for vertical machining centres

Art.21

(Single Clamping)

Std Equipment: 1 workstop, 2 positioning key-nuts for 16 mm slot, 2 inserts Art. 291, 1 box wrench, 1 "T" wrench

+ 6 Holding clamps Art. 298

XL modular vise
with standard dotation

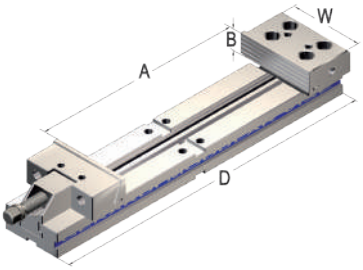

Type	Max opening A	Jaw width W	Jaw Height B	Base Lenght D	Kg	Code	LIST PRICE €	SPECIAL PRICE €
2 25kN	320	125 mm	40	520	17	2.21.23200	~~1.170~~	850
3 30kN	360	150 mm	50	580	32	2.21.33600	~~1.454~~	1.050
	460			680	35	2.21.34600	~~1.610~~	1.200
4 30kN	500	175 mm	60	766	52	2.21.45000	~~1.865~~	1.400
	600			866	56	2.21.46000	~~2.030~~	1.500
	700			966	61	2.21.47000	~~2.203~~	1.600
5 40kN	600	200 mm	65	905	69	2.21.56000	~~3.210~~	2.300
	700			1005	74	2.21.57000	~~3.546~~	2.500

REDUCTION 20%

* When bought with a complete vise

* Art.138
A square stack type

* Art.150
Prismatic stack type

* Art.217
Prismatic Movable

* Art.313
Magnetic parallel plates

* Art.230S
Serrated jaw plate

Art.297
Positioning Key Nuts ≠16

PARALLEL MAGNETIC PLATE

Wide range of heights available on page 4.27 - General price list W17

SAVE MORE THAN 40%

FOR VISES STANDARD & STANDARDFLEX ART.1 e ART.1A



Thickness:
2,8mm

Art.414



Also Available
Universal Parallel magnetic plates

Type	Pair of guided parallels magnetic plates LIST PRICE EACH €	Price each in case of set purchase PRICE EACH €	6 pairs of parallel bars (Art.313-313R) KIT PRICE €	Price each in case of set purchase PRICE EACH €	10 pairs of parallel bars (Art.313-313R) KIT PRICE €
1	75	51	306	-	-
2	95	67	402	-	-
3	119	77	462	72	720
4	139	92	552	82	820
5	159	102	612	92	920
6	180	123	738	102	1.020

REGULATED AND STEADY TIGHTENING

AUTOMATION KIT

Unit with pneumatic control and single effect cylinder - Ideal for vertical machining centres

GERARDI AUTOMATION

FOR VISES STANDARD & STANDARDFLEX ART. 1 and ART.1A

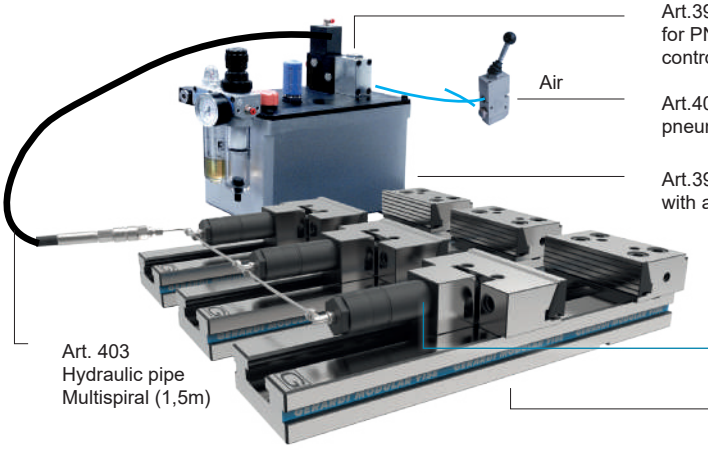

Art.396B base block for PNEUMATIC control

Art.402 frontal pneumatic valve

Art.394 power unit with air control valve

Art. 403 Hydraulic pipe Multispiral (1,5m)

Art.271 IDRAULIC cylinder with single effect

VISE NOT INCLUDED

Also available units with solenoid valves electromagnetics for CNC and Art.391 & Art.391A with Electric Control by CNC

VISE NOT INCLUDED

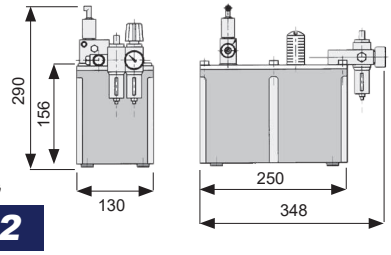

N°1 CLAMPING

Art.392

Type	Stroke Art.271	Code	LIST PRICE €	SPECIAL PRICE €
2	26	4.39.22000	1.910	1.599
3		4.39.23000	1.922	1.599
4	40	4.39.24000	1.953	1.599
5		4.39.25000	2.152	1.699

***Art.405H** (Not Included) Suitable galvanized steel pipe Ø6 (m1,0) Codice: 4.40.5H000

MAGNETIC CHUCKS WITH SQUARE POLE

Electro-permanent system for milling operations

Technical Features & Advantages

- Uniform clamping
- Totally free working surface
- Easy to Use
- Elimination of machining vibration
- Energy Saving
- Maximum Safety
- Quick workpiece setup and removal
- Better finishing grade
- Reduced tools consumption
- Little maintenance compared to conventional clamping systems

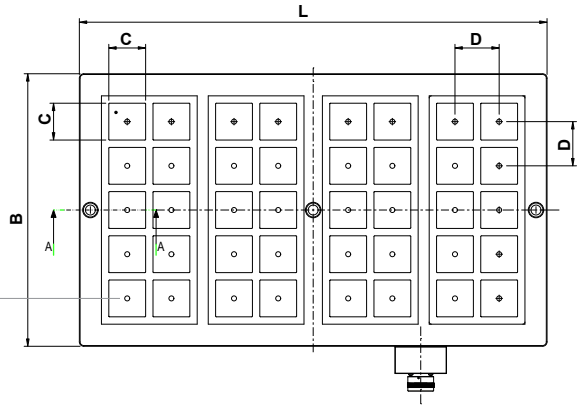



Art.89U

With the control unit, you can operate one or more magnetic plates simultaneously.

LIST PRICE	€ 1.326

Art.89P-50 Pole 50

B	C	D	H	L	Kg	Poli	P_{TOT} Kg	Art.89P (50) For CAST IRON / STEEL	LIST PRICE €	SPECIAL PRICE €	Art.89D Stable Extension	Art.89E Flexible Extension Max.	LIST PRICE €
360	50	60	55	360	57	25	10.000	89P5363625	2.601	1.999	3	22	1.170
370	50	60	55	635	90	40	16.000	89P5376340	4.182	3.199	3	37	2.046
360	50	60	55	790	108	50	20.000	89P5367950	5.202	3.999	3	47	2.445
580	50	60	55	940	200	96	38.400	89P5589496	9.996	7.499	3	93	4.791

COMBO EXTRA REDUCTION 20%

MAGNETIC CHUCK + CONTROL UNIT + POLE EXTENSION

* If you buy the control unit and the polar expansions together with the magnetic board, you'll save a total of 20% on the whole combo!

FMS VISES

For single, double and self-centering clamping - Ideal for vertical & horizontal machines

3 in 1 VISES SINGLE / DOUBLE SELF-CENTERING

Also perfect for 5-axis machining centers



Art.855A + **Art.814** (n°2) + **Art.805V** (n°2)

Base Body - Self-Centering Only



Art.868A

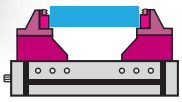

Type W	Code	LIST PRICE €
2	5.86.82400	2.156
	5.86.82500	2.630
	5.86.82600	2.813
3	5.86.83500	2.642
	5.86.83600	3.311
4	5.86.84600	3.395

THE STARTING POINT FOR ALL YOUR COMBINATIONS

Art.855 Base Body 3 in 1

Art.855A Base Body Self-Centering Only

3 in 1 VISES SINGLE / DOUBLE SELF-CENTERING



Type W	Base height A	Base width B	Base lenght C	Art.855 Base Body 3 in 1 Code	LIST PRICE €	Art.855A Base Body Self-Centering Only Code	LIST PRICE €
2 (94mm) 25kN	90	95	400	5.85.52400	1.393	5.85.5240A	1.476
			500	5.85.52500	1.885	5.85.5250A	1.986
			600	5.85.52600	2.082	5.85.5260A	2.157
3 (124mm) 30kN	100	125	500	5.85.53500	1.809	5.85.5350A	1.902
			600	5.85.53600	2.502	5.85.5360A	2.611
4 (144mm) 30kN	120	145	600	5.85.54600	2.326	5.85.5460A	2.384

COMPOSE YOUR VISE WITH THE HUNDREDS OF JAWS AVAILABLE



Double Clamping Configuration

Art.860 Double vise with serrated jaws

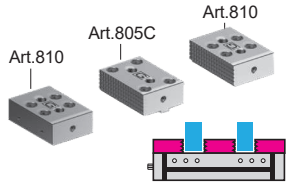

Type	Code	LIST PRICE €	SPECIAL PRICE €
2	5.86.02400	~~1.830~~	1.600
	5.86.02500	~~2.327~~	2.100
	5.86.02600	~~2.521~~	2.300
3	5.86.03500	~~2.310~~	2.100
	5.86.03600	~~3.000~~	2.800
4	5.86.04600	~~2.987~~	2.800

Art.863 Double vise with step jaws

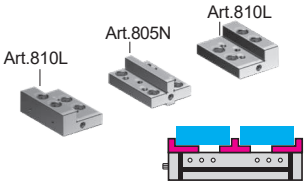

Type	Code	LIST PRICE €	SPECIAL PRICE €
2	5.86.32400	~~1.992~~	1.700
	5.86.32500	~~2.485~~	2.200
	5.86.32600	~~2.681~~	2.400
3	5.86.33500	~~2.469~~	2.200
	5.86.33600	~~3.160~~	2.900
4	5.86.34600	~~3.167~~	2.950

IDEAL FOR 5 AXIS MACHINING CENTERS

* Self-centering Configuration Only

* For self-centering configuration ONLY, spacer Art.850T included in the price

Art.855A + **Art.810**

Base Body - Self-Centering Only

2 Serrated jaws

Art.860A

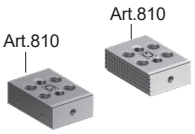

Type	* LIST PRICE €
2	1.680
	2.178
	2.372
3	2.142
	2.832
4	2.736

Art.855A + **Art.810L**

Base Body - Self-Centering Only

2 Step jaws

Art.863A

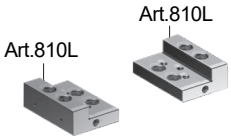

Type	* LIST PRICE €
2	1.757
	2.251
	2.446
3	2.216
	2.905
4	2.831

ALL THE COMPONENTS ARE BUILT COMPLETELY WITH HIGH RESISTANCE STEEL AND CASE HARDENED

MULTIFLEX VISES

For multiple clamping from 1 to 19 workpieces of various sizes - For vertical & horizontal machines

ZERO POINT READY

INCLUDED
6 holding clamps Art.298

Std Equipment : 1 "T" wrench, 2 positioningkeynuts and 4 workstops.
Each vise is supplied for 4 workpieces clamping.

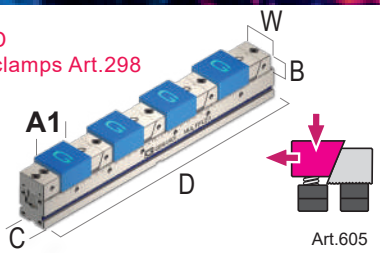

Art.605
Fixed and movable jaws

Art.600 **Art.600W**

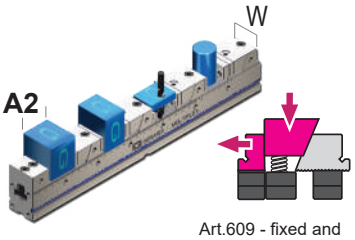

Art.609 - fixed and movable jaws with A2 integral step

Art.606

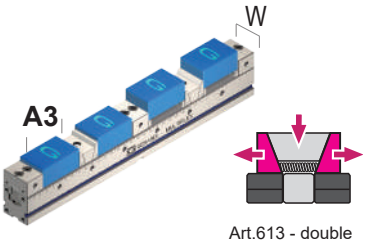

Art.613 - double clamping movable jaws
(* Types supplied for 3 workpieces clamping)

Art.611

Type	B	C $^{+0}_{-0.02}$	D	W	A1 mm	Code	LIST PRICE €	SPECIAL PRICE €	A2 mm	Code	LIST PRICE €	SPECIAL PRICE €	A3 mm	Code	LIST PRICE €	SPECIAL PRICE €
1 20kN	32/25	50	300	49	4x8	6.60.01300	1.229	799	*3x19	6.60.61300	1.859	1.250	*3x21	6.61.11300	1.859	1.250
			400		4x33	6.60.01400	1.335	899	4x23	6.60.61400	1.936	1.350	4x46	6.61.11400	1.936	1.350
			500		4x58	6.60.01500	1.454	999	4x48	6.60.61500	2.054	1.450	4x71	6.61.11500	2.054	1.450
			600		4x83	6.60.01600	1.585	1.099	4x73	6.60.61600	2.184	1.550	4x96	6.61.11600	2.173	1.550
			700		4x108	6.60.01700	1.771	1.199	4x97	6.60.61700	2.374	1.650	4x121	6.61.11700	2.374	1.650
2 30kN	40	75	400	74	4x12	6.60.02400	1.598	1.149	*3x28	6.60.62400	2.312	1.600	4x34	6.61.12400	2.312	1.600
			500		4x37	6.60.02500	1.715	1.299	4x24	6.60.62500	2.434	1.700	4x59	6.61.12500	2.434	1.700
			600		4x62	6.60.02600	1.848	1.399	4x49	6.60.62600	2.568	1.800	4x84	6.61.12600	2.568	1.800
			700		4x87	6.60.02700	1.979	1.499	4x74	6.60.62700	2.700	1.900	4x109	6.61.12700	2.700	1.900
			800		4x112	6.60.02800	2.157	1.599	4x99	6.60.62800	2.889	2.000	4x134	6.61.12800	2.889	2.000
			900		4x137	6.60.02900	2.349	1.799	4x124	6.60.62900	3.082	2.100	4x158,5	6.61.12900	3.082	2.100
3 40kN	60	100	700	99	4x59	6.60.03700	2.289	1.699	4x44	6.60.63700	3.119	2.200	4x77	6.61.13700	3.119	2.200
			800		4x84	6.60.03800	2.477	1.799	4x69	6.60.63800	3.310	2.300	4x102	6.61.13800	3.310	2.300
			900		4x109	6.60.03900	2.672	1.999	4x94	6.60.63900	3.500	2.500	4x127	6.61.13900	3.500	2.500
			1000		4x134	6.60.03100	2.927	2.199	4x119	6.60.63100	3.756	2.700	4x152	6.61.13100	3.756	2.700

FOR MAGNETIC PARALLEL PLATES AND PARALLEL JAW PLATES

Art.616
Pair of magnetic parallel plates for Art. 600

REDUCTION 20%

* When bought with a complete vise



Art.610E
Parallel jaw plate for Art.606



REDUCTION 20%

* When bought with a complete vise

MULTITASKING VISES

Self-centering and eccentric vises - Ideal for 5 axis machining centres

ZERO POINT READY

Art.640

Possible request of 2 Art.645T jaws instead Art.645E

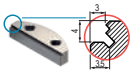

Type	1	2	3x166	3x266
Code	6.64.01000	6.64.02000	7.64.03166	7.64.03266
LIST PRICE €	1.896	2.331	2.712	2.841
SPECIAL PRICE €	1.099	1.299	1.949	2.049

Compatible

Art.641H

Type	1	2	3x166	3x266
Code	7.64.1H100AL /100	7.64.1H200AL /100	7.64.1H3166AL /100	7.64.1H3266AL /100
LIST PRICE €	653	769	785	1.191
SPECIAL PRICE €	400	450	600	900

Compatible

Art.63

Single riser

Art.64

Double riser

Type	1	2	2
Altezza H	100	125	163
Code	9.63.10000	9.63.20000	9.64.20000
LIST PRICE €	1.247	2.108	3.517
SPECIAL PRICE €	949	1.449	

Standard equipment : 1 workstop,1 exagonal wrench, pair of positioning key-nuts Art.297



Simple riser for Art.640 vise
MOUNTING INCLUDED



Steel risers with zero point for Art.640 for quick change. Standard equipment : 1 pull-stud Art.10S / 11S 1 teflon cap with O-ring Art.9, 1 shoulder calibrated screw Art.79

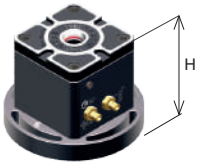

Art.645B
Soft Jaw

Type	Code	LIST PRICE €	SPECIAL PRICE €
1	6.64.5B100	105	77
2	6.64.5B200	125	93
3	6.64.5B300	163	121



Art.645C
Smooth Jaw

Type	Code	LIST PRICE €	SPECIAL PRICE €
1	6.64.5C100	105	77
2	6.64.5C200	125	93
3	6.64.5C300	163	121

Art.645D
Serrated Jaw

Type	Code	LIST PRICE €	SPECIAL PRICE €
1	6.64.5D100	108	77
2	6.64.5D200	125	93
3	6.64.5D300	163	121

Art.645E
Step Jaw

Type	Code	LIST PRICE €	SPECIAL PRICE €
1	6.64.5E100	118	87
2	6.64.5E200	137	102
3	6.64.5E300	175	130

Art.645F
Prismatic Jaw

Type	Code	LIST PRICE €	SPECIAL PRICE €
1	6.64.5F100	132	98
2	6.64.5F200	149	111
3	6.64.5F300	189	141

Art.645T
Grip Jaw
(Supplied on request)

Type	Code	LIST PRICE €	SPECIAL PRICE €
1	6.64.5T100	132	98
2	6.64.5T200	149	111
3	6.64.5T300	189	141

STATIC TOOL HOLDERS

A wide range of driven tools with an unbeatable price / quality ratio

SCAN THE QR CODE AND CHOOSE FROM A WIDE RANGE ON THE CATALOGUE

Ask the password to your supplier

DIN 69880 · DMG MORI · Mazak · OKUMA · BMT Bolt Mounted Turret · HAAS · Nakamura-Tome · PTW TSUGAMI CORPORATION

PURCHASING 3 STATIC TOOLS

KIT

3 MIXED PIECES

REDUCTION 10%

DMG MORI

BMT · DIN 69880

DRIVEN TOOLS COMPATIBILITY

A quick overview of manufacturers on which all our Driven Tools can be mounted

T06 pag.	Manufacturer	Turret
from P. 4.11 to P. 4.44	DIN 5480	VDI
	DIN 5482	
	BARUFFALDI	
	DIN 1809	
from P. 5.21 to P. 5.32	BIGLIA	BMT 40
		BMT 55
from P. 5.33 to P. 5.39	DOOSAN	BMT 45
	Hardinge	
	Jyoti	
	Nexturn	
	Samsung	
	Victor	
from P. 5.40 to P. 5.44	DOOSAN	BMT 55
	Goodway	
	Hardinge	
	Hwacheon	
	Hyundai WIA	
	Jyoti	
	Samsung	
	Victor	
	Takisawa Taiwan	

T06 pag.	Manufacturer	Turret
from P. 5.49 to P. 5.51	DOOSAN	BMT 65
	Goodway	
	Haas	
	Hardinge	
	Hwacheon	
	Hyundai WIA	
	Samsung	
	Spinner	
	Victor	
	Takisawa Taiwan	
	DOOSAN	BMT 75
	Hwacheon	
	Hyundai WIA	
	Samsung	
	Victor	
from P. 5.51 to P. 5.54	DOOSAN	BMT 85
	Hwacheon	
	Hyundai WIA	
	Samsung	
	Victor	

T06 pag.	Manufacturer	Turret
from P. 5.55 to P. 5.69	DMG MORI	NL NLX
	DMG MORI	NZ
	Takisawa Japan	
	DMG MORI	SL ZL DL
	Cmz	
	Goodway	
from P. 5.75 to P.5.78	GOODWAY	G1
		G3
		G4
from P. 5.79 to P. 5.90	HAAS	L= 104,85
		L= 117,55
		L= 130,25
from P. 5.91 to P. 5.106	MAZAK	QTN 1 VDI 40
		QTN 2 VDI 40
		QTN 3 VDI 50
		QTS SMART BMT68
		HQ

T06 pag.	Manufacturer	Turret
from P. 5.109 to P. 5.118	MIYANO	Ø38
	Goodway	Ø45
	MIYANO	Ø 54
from P. 5.122 to P. 5.125	NAKAMURA	BMT 44
	Muratec	
	NAKAMURA	BMT 55
	Cmz	
	NAKAMURA	BMT 65
from P. 5.127 to P. 5.133	OKUMA	VDI 30
		VDI 40
		BMT 55
		BMT 60
from P. 5.135 to P. 5.138	SPINNER	BMT45 SP
		VDI25 SP
		BARUFFALDI VDI 30
		BARUFFALDI VDI 40
		BARUFFALDI VDI 50
from P. 5.149 to P. 5.156	TAKISAWA JAPAN	BMT 60
	TAKISAWA TAIWAN	BMT 60
	TSUGAMI	BMT 65

DRIVEN TOOLS

Upgrade your lathe and boost productivity

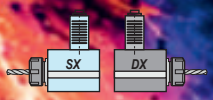

Left - Right

Which is your machine model ?

We Bet It Is On Our Estore!

estore GERARDI

1 What brand and model of lathe are you looking for?

DOOSAN / HARDINGE / GOODWAY / DMG MORI / MIYANO ecc...

2 Which kind of turret has your lathe?

VDI / BMT55 / BMT65 ecc...

Check out our estore, with two simple questions you will find all the Driven Tools suitable for the lathe you have !

Int. Coolant · Direction of rotation same as machine spindle · Direction of rotation opposite to machine spindle · Both direction of rotation to machine spindle available

* **Nm**: The torque value, expressed in Nm, is the maximum allowed.
Prolonged use at this value can damage the driven tool; for longer life and less wear, it is recommended to keep it below this limit.

BMT

COMPATIBILE CON DOOSAN / HARDINGE / SAMSUNG / HWACHEON / HYUNDAI WIA / VICTOR / HAAS / SPINNER.
BMT 65 ANCHE COMPATIBILE CON HAAS LATHES !

Type	BMT	Code	ER	H Max	Nm*	Rpm	LIST PRICE €	SPECIAL PRICE €
Axial	45	99.DS.A03	25	57,2	35	8000	1.085	889
Axial	45	99.DS.A04	25	57,2	35	8000	1.238	979
Axial	55	99.DS.A01	25	57,2	40	8000	1.306	949
Axial	55	99.DS.A02	25	57,2	40	8000	1.432	1.029
Axial	65 HAAS READY!	99.DS.A41	32	72,5	70	6000	1.338	1.099
Axial	65 HAAS READY!	99.DS.A42	32	72,5	70	6000	1.539	1.249
Axial	75	99.DS.A34	40	90,2	100	6000	1.572	1.349
Axial	75	99.DS.A35	40	90,2	100	6000	1.806	1.499
Adj ±90°	45	99.DS.A16	20	65	15	8000	4.933	3.999
Adj ±90°	45	99.DS.A17	20	65	15	8000	6.417	4.799
Adj ±90°	55	99.DS.A23	20	65	15	8000	4.933	3.999
Adj ±90°	55	99.DS.A66	20	65	15	8000	6.417	4.799
Adj ±90°	65 HAAS READY!	99.DS.A64	25	75	25	6000	5.483	4.399
Adj ±90°	65 HAAS READY!	99.DS.A65	25	75	25	6000	7.086	5.299
Adj ±90°	75	99.DS.A47	25	75	25	6000	5.483	4.399
Adj ±90°	75	99.DS.A48	25	75	25	6000	7.086	5.299

BMT

COMPATIBILE CON DOOSAN / HARDINGE / SAMSUNG / HWACHEON / HYUNDAI WIA / VICTOR / HAAS / SPINNER.
BMT 65 ANCHE COMPATIBILE CON HAAS LATHES !

Type	BMT	Code	ER	H Max	Nm*	Rpm	LIST PRICE €	SPECIAL PRICE €
Radial	45	99.DS.A07C	25	65	35	8000	1.914	1.649
Radial	45	99.DS.A08C	25	65	35	8000	2.300	1.899
Radial	55	99.DS.A11C	25	70	40	8000	2.140	1.699
Radial	55	99.DS.A12C	25	70	40	8000	2.529	1.999
Radial	65 HAAS READY!	99.DS.A51C	32	72	70	6000	2.247	1.799
Radial	65 HAAS READY!	99.DS.A52C	32	72	70	6000	2.661	2.099
Radial	65 HAAS READY!	99.DS.A73C	32	100	70	6000	2.426	1.999
Radial	65 HAAS READY!	99.DS.A74C	32	100	70	6000	2.847	2.299
Radial	75	99.DS.A38C	40	60	100	6000	3.477	2.749
Radial	75	99.DS.A39C	40	60	100	6000	4.172	3.199

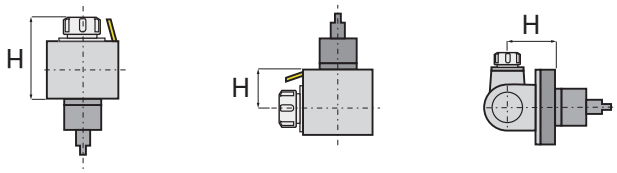

BMT attachment with standard tenon

Code example with Bigger Tenon: 99.DS.A03T

Driven Tools with bigger tenon available **on request (Extra €100)**

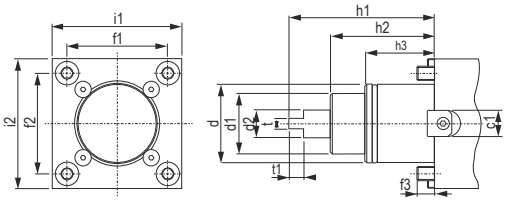

BMT	c1	d	d1	d2	f1	f2	f3	h1	h2	h3	i1	i2	t	t2	h4	N	ØM
45	15	Ø45	35	14	58	58	10	84	60	40	75	75	6	8,5	-	-	-
55	15	Ø55	40	16	64	64	14	104	75	30	85	85	8	8,5	9,5	8	29
65	18	Ø65	45	18	70	73	15	112	83	32	94	94	10	14	15	10	29
75	25	Ø75	55	23	90	90	15	110	80	43	112	112	14	15	-	-	-
85	25	Ø85	65	33,5	100	100	18	140	100	43	125	125	16	20	-	-	-

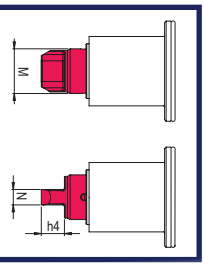

DRIVEN TOOLS

Motors for CNC lathes – Technological excellence

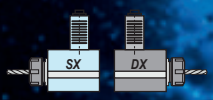

Left - Right

Int. Coolant | Direction of rotation same as machine spindle | Direction of rotation opposite to machine spindle | Both direction of rotation to machine spindle available

* **Nm**: The torque value, expressed in Nm, is the maximum allowed.
Prolonged use at this value can damage the driven tool; for longer life and less wear, it is recommended to keep it below this limit.

DIN 5480 — VDI - DIN69880

** In case of order specify always left or right orientation you need*

Type	VDI	Code	ER	H	* Nm	Rpm	LIST PRICE €	SPECIAL PRICE €
Axial	30	99.ST.8003	25	66	32	6000	963	829
Axial	30	99.ST.8011	25	66	32	6000	1.245	1.029
Axial	40	99.ST.8005	32	95	63	6000	1.205	1.049
Axial	40	99.ST.8013	32	95	63	6000	1.574	1.299
Radial	30	99.ST.8030	25	55	32	6000	2.023	1.699
Radial	30	99.ST.8038	25	55	32	6000	2.327	1.899
Radial	30	99.ST.8031	25	85	32	6000	2.119	1.799
Radial	30	99.ST.8032	25	100	32	6000	2.159	1.849
Radial	30	99.ST.8039	25	85	32	6000	2.418	2.099
Radial	30	99.ST.8040	25	100	32	6000	2.924	2.499
Radial	40	99.ST.8033	32	100	63	6000	2.558	2.099
Radial	40	99.ST.8041	32	100	63	6000	2.938	2.399

DIN 5482 — VDI - DIN69880

** In case of order specify always left or right orientation you need*

Type	VDI	Code	ER	H	* Nm	Rpm	LIST PRICE €	SPECIAL PRICE €
Axial	30	99.ST.8201	25	94	32	6000	909	829
Axial	30	99.ST.8207	25	94	32	6000	1.220	1.049
Axial	40	99.ST.8203	32	115	63	5000	1.094	949
Axial	40	99.ST.8208	32	115	63	5000	1.415	1.199
Radial	30	99.ST.8217	25	55	32	6000	1.822	1.549
Radial	30	99.ST.8223	25	55	32	6000	2.127	1.799
Radial	40	99.ST.8220	32	100	63	5000	2.182	1.799
Radial	40	99.ST.8226	32	100	63	5000	2.552	2.099

BARUFFALDI — VDI - DIN69880

** In case of order specify always left or right orientation you need*

Type	VDI	Code	ER	H	* Nm	Rpm	LIST PRICE €	SPECIAL PRICE €
Axial	30	99.BF.0003	25	94	32	6000	940	829
Axial	30	99.BF.0010	25	94	32	6000	1.253	1.049
Axial	40	99.BF.0005	32	117	63	5000	1.133	979
Axial	40	99.BF.0011	32	115	63	5000	1.461	1.249
Radial	30	99.BF.0021	25	55	32	6000	1.871	1.599
Radial	30	99.BF.0027	25	55	32	6000	2.191	1.849
Radial	40	99.BF.0024	32	100	63	5000	2.247	1.849
Radial	40	99.BF.0030	32	100	63	5000	2.632	2.149

DIN 1809 — VDI - DIN69880

** In case of order specify always left or right orientation you need*

Type	VDI	Code	ER	H	* Nm	Rpm	LIST PRICE €	SPECIAL PRICE €
Axial	30	99.DP.0903	25	94	32	6000	909	829
Axial	30	99.DP.0910	25	94	32	6000	1.220	1.049
Axial	40	99.DP.0905	32	115	63	5000	1.094	929
Axial	40	99.DP.0911	32	115	63	5000	1.415	1.199
Radial	30	99.DP.0919	25	55	32	6000	1.822	1.549
Radial	30	99.DP.0925	25	55	32	6000	2.127	1.799
Radial	40	99.DP.0922	32	100	63	5000	2.182	1.799
Radial	40	99.DP.0928	32	100	63	5000	2.552	2.099

BIGLIA

NICKEL PLATING SOLID BODY

BMT55 B301 / 445 / 455 / 470 / 501 (Y-S) 510 / 545 / 550 / 565 / 650 / 658 / 1200 / 446 / 465 / 745 / 765 / B750 / 1250 16 STAZIONI

Type	BMT	Code	Biglia Code	ER	H	* Nm	Rpm	LIST PRICE €	SPECIAL PRICE €
Axial	55	99.BG.A01	10.57.88.00	25	70	47	6000	932	749
Axial	55	99.BG.A02	T.134-00061	32	70	47	6000	932	749
Axial	55	99.BG.A03	T.134-00071	32	70	47	6000	1.289	999
Radial	55	99.BG.A05	10.57.87.00	25	70	47	6000	1.745	1.349
Radial	55	99.BG.A06	T.134-00062	32	70	47	6000	1.745	1.349
Radial	55	99.BG.A07	T.134-00072	32	70	47	6000	2.288	1.749
Radial	55	99.BG.A08	T.134-00076	25	100	47	6000	1.962	1.499
Radial	55	99.BG.A09	T.134-00077	32	100	47	6000	1.962	1.499
Radial	55	99.BG.A10	T.134-00088	32	100	47	6000	2.288	1.749
Adj ±90°	55	99.BG.A15	T.134-00025	16	60	16	6000	4.022	2.949
Adj ±90°	55	99.BG.A16	T.134-00057	20	60	16	6000	4.022	2.949

DMGMORI

SL/ZL 150, 153, 154 (MC / SMC / Y / SY)
DL 15, 150 (MC)
NLX 1500 - 2000 - 2500 - 3000 12 Posizioni
NZ 1500 - 2000 - 3100 - 3150 - 3200 16 Posizioni

Type		Code	ER	H Max	* Nm	Rpm	LIST PRICE €	SPECIAL PRICE €
Axial	SL/ZL DL	99.MS.A28	32	55,5 ÷60	70	6000	1.404	1.299
Axial	SL/ZL DL	99.MS.A29	32	55,5 ÷60	70	6000	1.846	1.699
Radial	SL/ZL DL	99.MS.A33	32	55	70	6000	2.208	1.999
Radial	SL/ZL DL	99.MS.A34	32	55	70	6000	2.649	2.399
Axial	NLX	99.MS.A59	32	89,9	60	10.000	1.312	1.199
Axial	NLX	99.MS.A62	40	92	60	10.000		
Axial	NLX	99.MS.A60	32	89,9	60	10.000	1.940	1.499
Axial	NLX	99.MS.A63	40	92	60	10.000		
Radial	NLX	99.MS.A72	32	90	60	10.000	2.808	2.199
Radial	NLX	99.MS.A76	40	90	60	10.000		
Radial	NLX	99.MS.A73	32	90	60	10.000	3.143	2.449
Radial	NLX	99.MS.A77	40	90	60	10.000		
Axial	NZ	99.MS.A101	25	84,3	50	12.000	1.312	1.149
Axial	NZ	99.MS.A103	32	89,2	50	12.000		
Axial	NZ	99.MS.A102	25	84,3	50	12.000	1.940	1.549
Axial	NZ	99.MS.A104	32	89,2	50	12.000		
Radial	NZ	99.MS.A106	25	85	50	12.000	2.808	2.199
Radial	NZ	99.MS.A108	32	85	50	12.000		
Radial	NZ	99.MS.A107	25	85	50	12.000	3.143	2.449
Radial	NZ	99.MS.A109	32	85	50	12.000		

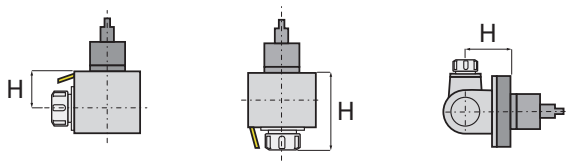

DRIVEN TOOLS

Motors for CNC lathes – Technological excellence

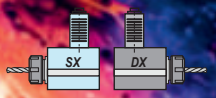

Left - Right

Int. Coolant | Direction of rotation same as machine spindle | Direction of rotation opposite to machine spindle | Both direction of rotation to machine spindle available

* **Nm:** The torque value, expressed in Nm, is the maximum allowed.
Prolonged use at this value can damage the driven tool; for longer life and less wear, it is recommended to keep it below this limit.

HAAS

** Interchangeable couplings for the different Haas turret*

Type	Code	ER	H Max	h1	* Nm	Rpm	LIST PRICE €	SPECIAL PRICE €
Axial	99.HA.590082	32	75	117,5	63	6000	993	799
Axial	99.HA.590082B	32	75	117,5	63	6000	1.238	949
Axial	99.HA.590083	32	75	104,8	63	6000	993	799
Axial	99.HA.590083B	32	75	104,8	63	6000	1.238	949
Axial	99.HA.596352	32	75	130,25	63	6000	993	799
Axial	99.HA.596352B	32	75	130,25	63	6000	1.238	949
Radial	99.HA.590084	32	75	117,5	63	6000	1.862	1.449
Radial	99.HA.590084B	32	75	117,5	63	6000	2.352	1.799
Radial	99.HA.590085	32	75	104,8	63	6000	1.862	1.449
Radial	99.HA.590085B	32	75	104,8	63	6000	2.352	1.799
Radial	99.HA.596353	32	75	130,25	63	6000	1.862	1.449
Radial	99.HA.596353B	32	75	130,25	63	6000	2.352	1.799

MAZAK

QTN3 QUICK TURN NEXUS QTN 300 / 350 / 400 / 450 - SQT 28 / 30 - 300 - **QTN2** 12 Posizioni QUICK TURN NEXUS QTN 200 / 250 SUPER QUADREX TURN SQT 15/18 - 200 / 250 - **SMART QTS1 - BMT68** QUICK TURN SMART QTS 100M / 200M QT COMPACT 100M - 200M - 300M

Type		Code	ER	H	* Nm	Rpm	LIST PRICE €	SPECIAL PRICE €
Off. Axis	QTN 3	99.MZ.A71	40	145	100	4000	3.486	3.200
Off. Axis	QTN 3	99.MZ.A72	40	145	100	4000	3.813	3.550
Radial	QTN 3	99.MZ.A75	40	160	100	4000	3.596	3.300
Radial	QTN 3	99.MZ.A81	40	160	100	4000	4.141	3.850
Off. Axis	QTN 2	99.MZ.A58	32	120	80	6000	2.616	1.649
Off. Axis	QTN 2	99.MZ.A59	32	120	80	6000	3.161	2.200
Radial	QTN 2	99.MZ.A65	32	120	80	6000	2.833	1.749
Radial	QTN 2	99.MZ.A66	32	120	80	6000	3.052	2.049
Axial	QTS 1	99.MZ.A03	32	70	60	6000	2.071	1.949
Axial	QTS 1	99.MZ.A06	32	70	60	6000	2.507	2.400
Radial	QTS 1	99.MZ.A09	32	80	60	6000	2.833	2.700
Radial	QTS 1	99.MZ.A10	32	80	60	6000	3.052	2.899

MIYANO

Ø 45 WT100 -TW1
Ø 54 WT100 -TW1

Type	Ø	Code	ER	H Max	* Nm	Rpm	LIST PRICE €	SPECIAL PRICE €
Axial	45	99.MY.A02	25	57,6	35	6000	896	799
Axial	45	99.MY.A03	25	57,6	35	6000	1.074	949
Axial	54	99.MY.A09	32	79,4	60	6000	1.043	899
Axial	54	99.MY.A10	32	79,4	60	6000	1.197	999
Radial	45	99.MY.A05	25	65	35	6000	1.582	1.400
Radial	45	99.MY.A06	25	65	35	6000	2.579	1.849
Radial	54	99.MY.A11	32	75	60	6000	2.399	1.999
Radial	54	99.MY.A12	32	75	60	6000	2.318	1.949

NAKAMURA-TOME

BMT44 WT100 -TW1
BMT55 SUPER NTJ-NTJX/NTM 3/TMC 18/ TW10/SC150-250/WT150-250/WTW 150/WTS 150/WT100

Type	BMT VDI	Code	ER	H Max	* Nm	Rpm	LIST PRICE €	SPECIAL PRICE €
Axial	44	99.NK.A40	25	57,2	40	6000	994	849
Axial	44	99.NK.A43	25	57,2	40	6000	1.136	949
Axial	55	99.NK.A03	32	72,2	63	6000	1.043	899
Axial	55	99.NK.A04	32	72,2	63	6000	1.607	1.399
Radial	44	99.NK.A50	25	60	40	6000	1.760	1.499
Radial	44	99.NK.A53	25	60	40	6000	2.109	1.799
Radial	55	99.NK.A13	32	55	63	6000	1.962	1.700
Radial	55	99.NK.A14	32	55	63	6000	2.645	2.199

OKUMA

BMT60 SPACE TURN LB 200EX/LB 2500EX/LB3000EX/GENOS SERIES L300-MW/ MULTUS U3000/U40007/LU3000EX M/MY
VDI40 OKUMA CAPTAIN L370 M - ES L10 M - GENOS L300, L3000-E M/MY (VDI40) LB 300 MW - LB/LU 300 MY - LB/LU 300, 3000 M (VDI40)

Type	BMT VDI	Code	ER	H Max	* Nm	Rpm	LIST PRICE €	SPECIAL PRICE €
Axial	60	99.OK.A80	32	79	60	6000	1.772	1.399
Axial	60	99.OK.A81	32	79	60	6000	2.249	1.699
Radial	60	99.OK.A82	32	70	60	6000	3.201	2.399
Radial	60	99.OK.A83	32	70	60	6000	3.813	2.849
Axial	40	99.OK.A18	32	98,6	70	6000	2.045	1.599
Axial	40	99.OK.A23	32	98,6	70	6000	1.900	1.699
Radial	40	99.OK.A19	32	70	60	6000	3.950	3.099
Radial	40	99.OK.A25	32	70	60	6000	4.359	3.249

TAKISAWA TAIWAN

BMT60 EX 380 / 310 / 508 / 510 / 708 / 710 / 910 - EX 2000 M/Y - TC 350 MC - TT 350 MC - NEX 108/110/908/910 - LA 200/250 M/Y - LA 250 YS (15 stations) - FX 800 - MX 800 - VTL 450 M - LX 2500 M/Y

Type	BMT	Code	ER	H	* Nm	Rpm	LIST PRICE €	SPECIAL PRICE €
Axial	60	99.TK.A12	32	93	50	6000	1.574	1.249
Axial	60	99.TK.A13	32	93	50	6000	2.324	1.799
Radial	60	99.TK.A02	32	90	50	6000	3.296	2.499
Radial	60	99.TK.A05	32	90	50	6000	3.500	2.649

TSUGAMI

BMT65 M06D / M06SD / M06SY / M08SD / M08SY

Type	BMT	Code	ER	H Max	* Nm	Rpm	LIST PRICE €	SPECIAL PRICE €
Axial	65	99.TS.A01	25	60	40	8000	1.636	1.299
Axial	65	99.TS.A03	32	60	40	8000		
Axial	65	99.TS.A02	25	60	40	8000	2.249	1.749
Axial	65	99.TS.A04	32	60	40	8000		
Radial	65	99.TS.A08	25	65	40	8000	2.656	2.049
Radial	65	99.TS.A10	32	65	40	8000		
Radial	65	99.TS.A09	25	65	40	8000	3.268	2.549
Radial	65	99.TS.A11	32	65	40	8000		

Ideal for Vertical & Horizontal CNC

ANGLE HEADS

INTEGRAL SERIES

Maximum hardness and rigidity thanks the case hardened and ground shank and shaft.

CLASSIC LINE

WITH & WITHOUT INTERNAL COOLANT.

BT40 standard shank included

MODULAR SERIES

Interchangeable shanks to fit any machine spindle.

EVOLUTION LINE

WITHOUT INTERNAL COOLANT.

Automatic Tool Change

Model	ER	Rpm Max	Nm	STANDARD LIST PRICE €	STANDARD SPECIAL OFFER €	LONG BODY LIST PRICE €	LONG BODY SPECIAL OFFER €
TYPE 1 (Ø90)							
G90 7	ER-11	10.000	5	3.757	3.500	3.930	3.600
G90 10	ER-16	10.000	10	3.040	2.800	3.800	3.500
G90 16	ER-25	8.000	24	3.706	3.400	4.569	4.200
TYPE 2 (Ø128)							
G90 20	ER-32	4.000	40	3.919	3.600	4.898	4.500
TYPE 3 (Ø157)							
G90 S40	ISO / CAT / BT40	4.000	140	5.646	5.100	6.916	6.400

Automatic Tool Change

Model	ER	Rpm Max	Nm	STANDARD LIST PRICE €	STANDARD SPECIAL OFFER €	LONG BODY LIST PRICE €	LONG BODY SPECIAL OFFER €
TYPE 1 (Ø102)							
F90 7	ER-11	10.000	11	3.750	3.600	4.151	3.900
F90 10	ER-16	10.000	14	3.105	3.000	3.853	3.600
F90 13	ER-20	8.000	27	3.475	3.300	4.412	4.200
F90 16S	ER-25	8.000	38	3.814	3.600	-	-
TYPE 2 (Ø128)							
F90 16	ER-25	5.000	55	3.825	3.600	4.749	4.500
F90 20	ER-32	3.500	90	4.275	4.000	5.624	5.300
TYPE 3 (Ø157)							
F90 S40	ISO/BT 40	2.500	165	4.949	4.600	-	-

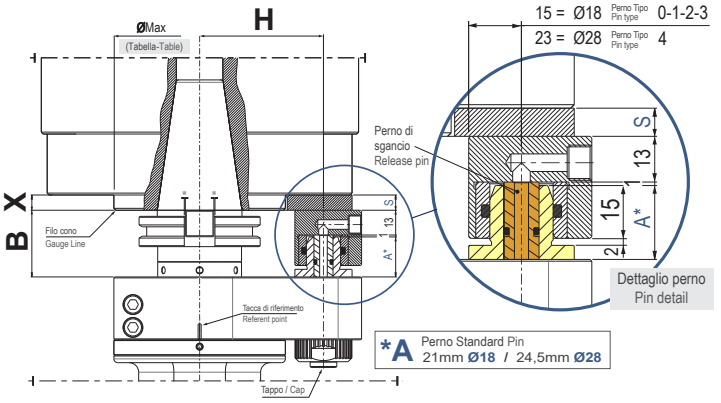

Scan the QR code to watch the video about **Spacers calculation and installation on the machine tool**

We Offer the Best Advantages!

- All **options available with 10% savings**
- Phone support **included in the price**
- Free Stop Block **included**
- **Design of the spacer** for machine tool installation **included** (Please send us the spindle drawing)
- Always consider the **available options**

2 YEARS WARRANTY

EXPIRES DATE: **31.12.26**

MADE in **ITALY**

GERARDI

GERARDI SPA

via Giovanni XXIII, 101 - 21015 LONATE POZZOLO
(VA) Italia - Tel. +39.0331.303911 - Fax +39.0331.301534
gerardi@gerardispa.com - www.gerardi.it