X1-EH END MILLS

PLAIN SHANK **HPI91** SERIES

CARBIDE, 2 FLUTE BALL NOSE for RIB PROCESSING

VOLLHARTMETALL, 2 SCHNEIDEN STIRNRADIUS für SCHMALE RIPPEN
Fraise carbure, 2 dents, hémisphérique pour usinage de rainure
2 TAGLIENTI, SEMISFERICA, SCARICATA PER NERVATURE

- ▶ Improvement of tool life by applying new coating.
- ▶ Application of tight tolerances for precision machining.

- ▶ Verbesserung der Werkzeugstandzeit durch Aufbringen einer neuen Beschichtung
- ▶ Enge Toleranzen für die Präzisionsbearbeitung

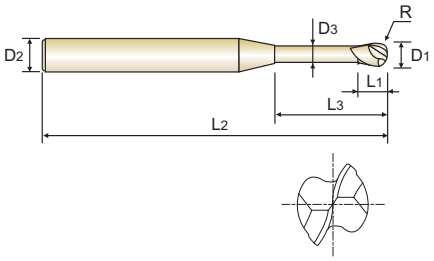

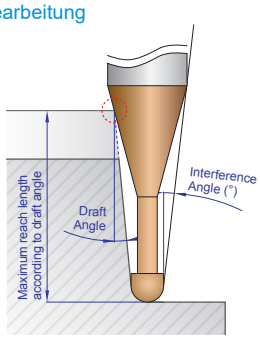

CARBIDE | 2 | 30° | R +0.001 ~-0.005 | PLAIN | C Coating

p.C121~C131

Unit : mm

EDP No.	Radius of Ball Nose	Mill Diameter	Shank Diameter	Length of Cut	Length Below Shank	Overall Length	Neck Diameter	Interfer-ence Angle(°)	Maximum reach lengths according to draft angle				
	R	D1	D2	L1	L3	L2	D3		0.5°	1°	1.5°	2°	3°
HPI91001	R0.05	0.1	4	0.07	0.2	45	0.085	14.66	0.25	0.26	0.28	0.29	0.32
HPI91901	R0.05	0.1	4	0.07	0.3	45	0.085	14.47	0.36	0.37	0.39	0.41	0.47
HPI91902	R0.05	0.1	4	0.07	0.5	45	0.085	14.11	0.57	0.60	0.63	0.66	0.75
HPI910015	R0.075	0.15	4	0.1	0.3	45	0.135	14.51	0.36	0.37	0.39	0.41	0.46
HPI91903	R0.075	0.15	4	0.1	0.5	45	0.135	14.15	0.57	0.59	0.62	0.66	0.74
HPI91904	R0.075	0.15	4	0.1	1	45	0.135	13.31	1.09	1.15	1.21	1.28	1.45
HPI91002	R0.1	0.2	4	0.15	0.3	45	0.17	14.50	0.40	0.42	0.43	0.46	0.51
HPI91905	R0.1	0.2	4	0.15	0.5	45	0.17	14.13	0.61	0.64	0.67	0.70	0.79
HPI91906	R0.1	0.2	4	0.15	0.75	45	0.17	13.70	0.87	0.92	0.96	1.02	1.15
HPI91907	R0.1	0.2	4	0.15	1	45	0.17	13.29	1.14	1.19	1.26	1.33	1.50
HPI91908	R0.1	0.2	4	0.15	1	50	0.17	13.29	1.14	1.19	1.26	1.33	1.50
HPI91909	R0.1	0.2	4	0.15	1.25	45	0.17	12.90	1.40	1.47	1.55	1.64	1.86
HPI91910	R0.1	0.2	4	0.15	1.5	45	0.17	12.53	1.66	1.75	1.84	1.95	2.21
HPI91911	R0.1	0.2	4	0.15	1.75	45	0.17	12.19	1.93	2.03	2.14	2.26	2.57
HPI91912	R0.1	0.2	4	0.15	2	45	0.17	11.86	2.19	2.30	2.43	2.58	2.92
HPI91913	R0.1	0.2	4	0.15	2.5	45	0.17	11.26	2.71	2.86	3.02	3.20	3.64
HPI91914	R0.1	0.2	4	0.15	3	45	0.17	10.71	3.24	3.41	3.61	3.82	4.35
HPI91915	R0.1	0.2	4	0.2	0.5	35	0.17	14.13	0.61	0.64	0.67	0.70	0.79
HPI91916	R0.1	0.2	4	0.2	0.5	50	0.17	14.13	0.61	0.64	0.67	0.70	0.79
HPI91917	R0.1	0.2	6	0.2	0.5	50	0.17	14.42	0.61	0.64	0.67	0.70	0.79
HPI91003	R0.15	0.3	4	0.2	0.5	45	0.27	14.20	0.61	0.63	0.66	0.69	0.77
HPI91918	R0.15	0.3	4	0.2	0.6	45	0.27	14.02	0.71	0.74	0.78	0.82	0.91
HPI91919	R0.15	0.3	4	0.2	0.75	45	0.27	13.75	0.87	0.91	0.95	1.00	1.12
HPI91920	R0.15	0.3	4	0.2	1	45	0.27	13.33	1.13	1.19	1.25	1.32	1.48
HPI91921	R0.15	0.3	4	0.2	1.25	45	0.27	12.93	1.40	1.47	1.54	1.63	1.84
HPI91922	R0.15	0.3	4	0.2	1.5	45	0.27	12.55	1.66	1.74	1.84	1.94	2.19

▶ NEXT PAGE

Radius Tolerance (mm)	Mill Dia. Tolerance (mm)	Shank Dia. Tolerance
+0.001~-0.005	0~-0.010	h4

◎ : Excellent ○ : Good

ISO	P												M			K					
Material Description	Non-alloy steel					Low alloy steel				High alloyed steel, and tool steel			Stainless steel			Grey cast iron		Nodular cast iron		Malleable cast iron	
VDI 3323	1	2	3	4	5	6	7	8	9	10	11.1	11.2	12	13	14.1	15	16	17	18	19	20
HRc		13	25	28	32	10	29	32	38	15	35	44	15	23	10	10	26	3	25		21
HB	125	190	250	270	300	180	275	300	350	200	325	409	200	240	180	180	260	160	250	130	230
Recommend					○			○	○		○	○									

ISO	N										S							H						
Material Description	Aluminum-wrought alloy		Aluminum-cast, alloyed			Copper and Copper Alloys (Bronze / Brass)			Non Metallic Materials		Heat Resistant Super Alloys					Titanium Alloys		Hardened steel					Chilled Cast Iron	Hardened Cast Iron
VDI 3323	21	22	23	24	25	26	27	28	29	30	31	32	33	34	35	36	37	38.1	38.2	39.1	39.2	39.3	40	41
HRc											15	30	25	38	34			45-49	50-55	56-60	61-65	66-70	42	55
HB	60	100	75	90	130	110	90	100			200	280	250	350	320	400 Rm	1050 Rm	421-469	481-560	577-654	670-739		400	550
Recommend																		◎	◎	◎	◎	◎	○	◎

phone:+82-32-526-0909, www.yg1.solutions, E-mail:yg1@yg1.solutions
YG-1 CO., LTD.

X1-EH END MILLS

PLAIN SHANK **HPI91** SERIES

CARBIDE, 2 FLUTE BALL NOSE for RIB PROCESSING

VOLLHARTMETALL, 2 SCHNEIDEN STIRNRADIUS für SCHMALE RIPPEN
Fraise carbure, 2 dents, hémisphérique pour usinage de rainure
2 TAGLIENTI, SEMISFERICA, SCARICATA PER NERVATURE

- ▶ Improvement of tool life by applying new coating.
- ▶ Application of tight tolerances for precision machining.

- ▶ Verbesserung der Werkzeugstandzeit durch Aufbringen einer neuen Beschichtung
- ▶ Enge Toleranzen für die Präzisionsbearbeitung

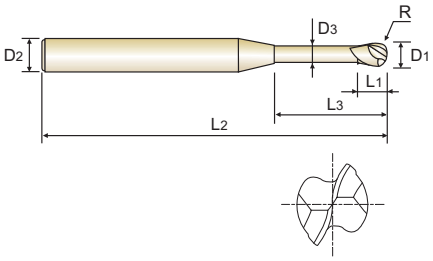

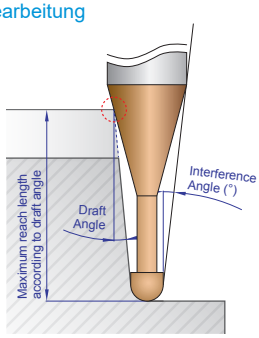

CARBIDE | 2 | 30° | R +0.001 ~-0.005 | PLAIN | C Coating

p.C121~C131

Unit : mm

EDP No.	Radius of Ball Nose R	Mill Diameter D1	Shank Diameter D2	Length of Cut L1	Length Below Shank L3	Overall Length L2	Neck Diameter D3	Interference Angle(°)	Maximum reach lengths according to draft angle 0.5°	1°	1.5°	2°	3°
HPI91923	R0.15	0.3	4	0.2	1.75	45	0.27	12.19	1.92	2.02	2.13	2.25	2.55
HPI91924	R0.15	0.3	4	0.2	2	45	0.27	11.86	2.19	2.30	2.42	2.56	2.90
HPI91925	R0.15	0.3	4	0.2	2.25	45	0.27	11.54	2.45	2.58	2.72	2.87	3.26
HPI91926	R0.15	0.3	4	0.2	2.5	45	0.27	11.24	2.71	2.85	3.01	3.19	3.61
HPI91927	R0.15	0.3	4	0.2	3	45	0.27	10.68	3.24	3.41	3.60	3.81	4.33
HPI91928	R0.15	0.3	4	0.2	3.5	45	0.27	10.17	3.76	3.96	4.18	4.43	5.04
HPI91929	R0.15	0.3	4	0.2	4	45	0.27	9.71	4.29	4.52	4.77	5.06	5.75
HPI91930	R0.15	0.3	6	0.2	1.5	50	0.27	13.31	1.66	1.74	1.84	1.94	2.19
HPI91004	R0.2	0.4	4	0.3	0.5	45	0.37	14.28	0.61	0.63	0.65	0.68	0.75
HPI91931	R0.2	0.4	4	0.3	0.8	45	0.37	13.72	0.92	0.96	1.00	1.05	1.17
HPI91932	R0.2	0.4	4	0.3	1	45	0.37	13.37	1.13	1.18	1.24	1.30	1.46
HPI91933	R0.2	0.4	4	0.3	1.5	45	0.37	12.57	1.66	1.74	1.83	1.93	2.17
HPI91934	R0.2	0.4	4	0.3	2	45	0.37	11.86	2.18	2.29	2.41	2.55	2.88
HPI91935	R0.2	0.4	4	0.3	2.5	45	0.37	11.22	2.71	2.85	3.00	3.17	3.59
HPI91936	R0.2	0.4	4	0.3	3	45	0.37	10.65	3.24	3.40	3.59	3.80	4.31
HPI91937	R0.2	0.4	4	0.3	3.5	45	0.37	10.13	3.76	3.96	4.18	4.42	5.02
HPI91938	R0.2	0.4	4	0.3	4	45	0.37	9.66	4.29	4.51	4.76	5.04	5.73
HPI91939	R0.2	0.4	4	0.3	4.5	45	0.37	9.23	4.81	5.07	5.35	5.67	6.44
HPI91940	R0.2	0.4	4	0.3	5	45	0.37	8.84	5.34	5.62	5.94	6.29	7.15
HPI91941	R0.2	0.4	4	0.3	6	45	0.37	8.15	6.39	6.73	7.11	7.54	8.57
HPI91942	R0.2	0.4	4	0.4	1	35	0.37	13.37	1.13	1.18	1.24	1.30	1.46
HPI91943	R0.2	0.4	4	0.4	1	50	0.37	13.37	1.13	1.18	1.24	1.30	1.46
HPI91944	R0.2	0.4	6	0.3	1	50	0.37	13.91	1.13	1.18	1.24	1.30	1.46
HPI91945	R0.2	0.4	6	0.3	2	50	0.37	12.82	2.18	2.29	2.41	2.55	2.88
HPI91946	R0.2	0.4	6	0.4	1	50	0.37	13.91	1.13	1.18	1.24	1.30	1.46
HPI91005	R0.25	0.5	4	0.35	1	45	0.45	13.35	1.19	1.24	1.30	1.36	1.52

▶ NEXT PAGE

Radius Tolerance (mm)	Mill Dia. Tolerance (mm)	Shank Dia. Tolerance
+0.001~-0.005	0~-0.010	h4

◎ : Excellent ○ : Good

ISO	P												M			K					
Material Description	Non-alloy steel					Low alloy steel			High alloyed steel, and tool steel				Stainless steel			Grey cast iron		Nodular cast iron		Malleable cast iron	
VDI 3323	1	2	3	4	5	6	7	8	9	10	11.1	11.2	12	13	14.1	15	16	17	18	19	20
HRc		13	25	28	32	10	29	32	38	15	35	44	15	23	10	10	26	3	25		21
HB	125	190	250	270	300	180	275	300	350	200	325	409	200	240	180	180	260	160	250	130	230
Recommend					○			○	○		○	○									

ISO	N										S							H						
Material Description	Aluminum-wrought alloy		Aluminum-cast, alloyed			Copper and Copper Alloys (Bronze / Brass)			Non Metallic Materials		Heat Resistant Super Alloys					Titanium Alloys		Hardened steel					Chilled Cast Iron	Hardened Cast Iron
VDI 3323	21	22	23	24	25	26	27	28	29	30	31	32	33	34	35	36	37	38.1	38.2	39.1	39.2	39.3	40	41
HRc											15	30	25	38	34			45-49	50-55	56-60	61-65	66-70	42	55
HB	60	100	75	90	130	110	90	100			200	280	250	350	320	400 Rm	1050 Rm	421-469	481-560	577-654	670-739		400	550
Recommend																		◎	◎	◎	◎	◎	○	◎

X1-EH END MILLS

PLAIN SHANK **HPI91** SERIES

CARBIDE, 2 FLUTE BALL NOSE for RIB PROCESSING

VOLLHARTMETALL, 2 SCHNEIDEN STIRNRADIUS für SCHMALE RIPPEN
Fraise carbure, 2 dents, hémisphérique pour usinage de rainure
2 TAGLIENTI, SEMISFERICA, SCARICATA PER NERVATURE

- ▶ Improvement of tool life by applying new coating.
- ▶ Application of tight tolerances for precision machining.

- ▶ Verbesserung der Werkzeugstandzeit durch Aufbringen einer neuen Beschichtung
- ▶ Enge Toleranzen für die Präzisionsbearbeitung

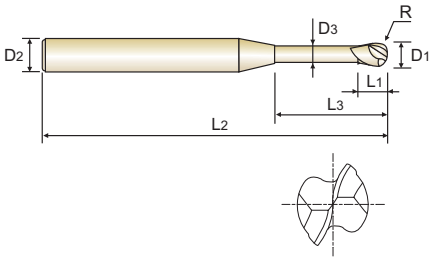

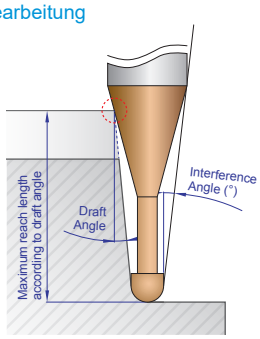

CARBIDE | 2 | 30° | R +0.001 ~-0.005 | PLAIN | C Coating

p.C121~C131

Unit : mm

EDP No.	Radius of Ball Nose R	Mill Diameter D1	Shank Diameter D2	Length of Cut L1	Length Below Shank L3	Overall Length L2	Neck Diameter D3	Interference Angle(°)	Maximum reach lengths according to draft angle 0.5°	1°	1.5°	2°	3°
HPI91947	R0.25	0.5	4	0.35	1.5	45	0.45	12.53	1.71	1.79	1.88	1.99	2.23
HPI91948	R0.25	0.5	4	0.35	2	45	0.45	11.80	2.24	2.35	2.47	2.61	2.94
HPI91949	R0.25	0.5	4	0.35	2.5	45	0.45	11.16	2.77	2.90	3.06	3.23	3.65
HPI91950	R0.25	0.5	4	0.35	3	45	0.45	10.57	3.29	3.46	3.65	3.86	4.36
HPI91951	R0.25	0.5	4	0.35	3.5	45	0.45	10.05	3.82	4.01	4.23	4.48	5.08
HPI91952	R0.25	0.5	4	0.35	4	45	0.45	9.57	4.34	4.57	4.82	5.10	5.79
HPI91953	R0.25	0.5	4	0.35	4.5	45	0.45	9.14	4.87	5.12	5.41	5.73	6.50
HPI91954	R0.25	0.5	4	0.35	5	45	0.45	8.75	5.40	5.68	5.99	6.35	7.21
HPI91955	R0.25	0.5	4	0.35	5.5	45	0.45	8.38	5.92	6.23	6.58	6.97	7.92
HPI91956	R0.25	0.5	4	0.35	6	45	0.45	8.05	6.45	6.79	7.17	7.60	8.63
HPI91957	R0.25	0.5	4	0.35	8	45	0.45	6.94	8.55	9.01	9.52	10.09	11.43
HPI91958	R0.25	0.5	4	0.35	10	45	0.45	6.10	10.66	11.23	11.87	12.58	13.76
HPI91959	R0.25	0.5	4	0.5	1.25	50	0.45	12.93	1.45	1.52	1.59	1.67	1.87
HPI91960	R0.25	0.5	6	0.5	1.25	50	0.45	13.61	1.45	1.52	1.59	1.67	1.87
HPI91006	R0.3	0.6	4	0.45	1	45	0.55	13.40	1.19	1.23	1.29	1.35	1.50
HPI91961	R0.3	0.6	4	0.45	1.5	45	0.55	12.55	1.71	1.79	1.88	1.97	2.21
HPI91962	R0.3	0.6	4	0.45	2	45	0.55	11.80	2.24	2.34	2.46	2.60	2.92
HPI91963	R0.3	0.6	4	0.45	2.5	45	0.55	11.13	2.76	2.90	3.05	3.22	3.63
HPI91964	R0.3	0.6	4	0.45	3	45	0.55	10.54	3.29	3.45	3.64	3.84	4.34
HPI91965	R0.3	0.6	4	0.45	3.5	45	0.55	10.00	3.82	4.01	4.22	4.47	5.06
HPI91966	R0.3	0.6	4	0.45	4	45	0.55	9.52	4.34	4.56	4.81	5.09	5.77
HPI91967	R0.3	0.6	4	0.45	4.5	45	0.55	9.08	4.87	5.12	5.40	5.71	6.48
HPI91968	R0.3	0.6	4	0.45	5	45	0.55	8.68	5.39	5.67	5.99	6.34	7.19
HPI91969	R0.3	0.6	4	0.45	5.5	45	0.55	8.31	5.92	6.23	6.57	6.96	7.90
HPI91970	R0.3	0.6	4	0.45	6	45	0.55	7.97	6.45	6.78	7.16	7.58	8.61
HPI91971	R0.3	0.6	4	0.45	7	45	0.55	7.37	7.50	7.89	8.34	8.83	10.04

▶ NEXT PAGE

Radius Tolerance (mm)	Mill Dia. Tolerance (mm)	Shank Dia. Tolerance
+0.001~-0.005	0~-0.010	h4

◎ : Excellent ○ : Good

ISO	P												M			K					
Material Description	Non-alloy steel					Low alloy steel				High alloyed steel, and tool steel			Stainless steel			Grey cast iron		Nodular cast iron		Malleable cast iron	
VDI 3323	1	2	3	4	5	6	7	8	9	10	11.1	11.2	12	13	14.1	15	16	17	18	19	20
HRc		13	25	28	32	10	29	32	38	15	35	44	15	23	10	10	26	3	25		21
HB	125	190	250	270	300	180	275	300	350	200	325	409	200	240	180	180	260	160	250	130	230
Recommend					○			○	○		○	○									

ISO	N										S							H						
Material Description	Aluminum-wrought alloy		Aluminum-cast, alloyed			Copper and Copper Alloys (Bronze / Brass)			Non Metallic Materials		Heat Resistant Super Alloys					Titanium Alloys		Hardened steel					Chilled Cast Iron	Hardened Cast Iron
VDI 3323	21	22	23	24	25	26	27	28	29	30	31	32	33	34	35	36	37	38.1	38.2	39.1	39.2	39.3	40	41
HRc											15	30	25	38	34			45-49	50-55	56-60	61-65	66-70	42	55
HB	60	100	75	90	130	110	90	100			200	280	250	350	320	400 Rm	1050 Rm	421-469	481-560	577-654	670-739		400	550
Recommend																		◎	◎	◎	◎	◎	○	◎

phone:+82-32-526-0909, www.yg1.solutions, E-mail:yg1@yg1.solutions
YG-1 CO., LTD.

X1-EH END MILLS

PLAIN SHANK **HPI91** SERIES

CARBIDE, 2 FLUTE BALL NOSE for RIB PROCESSING

VOLLHARTMETALL, 2 SCHNEIDEN STIRNRADIUS für SCHMALE RIPPEN
Fraise carbure, 2 dents, hémisphérique pour usinage de rainure
2 TAGLIENTI, SEMISFERICA, SCARICATA PER NERVATURE

- ▶ Improvement of tool life by applying new coating.
- ▶ Application of tight tolerances for precision machining.

- ▶ Verbesserung der Werkzeugstandzeit durch Aufbringen einer neuen Beschichtung
- ▶ Enge Toleranzen für die Präzisionsbearbeitung

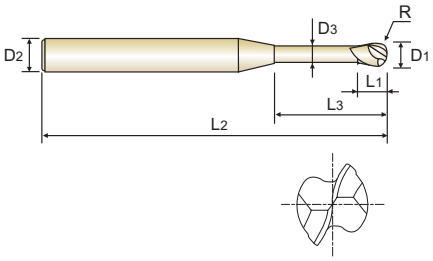

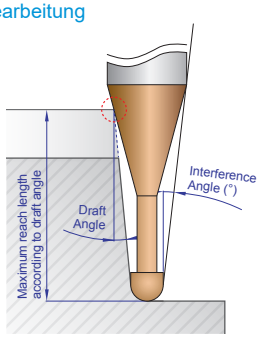

CARBIDE | 2 | 30° | R +0.001 ~-0.005 | PLAIN | C Coating

p.C121~C131

Unit : mm

EDP No.	Radius of Ball Nose R	Mill Diameter D1	Shank Diameter D2	Length of Cut L1	Length Below Shank L3	Overall Length L2	Neck Diameter D3	Interference Angle(°)	Maximum reach lengths according to draft angle 0.5°	1°	1.5°	2°	3°
HPI91972	R0.3	0.6	4	0.45	8	45	0.55	6.86	8.55	9.00	9.51	10.08	11.36
HPI91973	R0.3	0.6	4	0.45	9	45	0.55	6.41	9.60	10.11	10.68	11.33	12.53
HPI91974	R0.3	0.6	4	0.45	10	45	0.55	6.01	10.65	11.22	11.86	12.57	13.70
HPI91975	R0.3	0.6	4	0.45	12	45	0.55	5.35	12.76	13.44	14.21	15.07	16.03
HPI91976	R0.3	0.6	4	0.6	1.5	35	0.55	12.55	1.71	1.79	1.88	1.97	2.21
HPI91977	R0.3	0.6	4	0.6	1.5	50	0.55	12.55	1.71	1.79	1.88	1.97	2.21
HPI91978	R0.3	0.6	6	0.45	2	50	0.55	12.81	2.24	2.34	2.46	2.60	2.92
HPI91979	R0.3	0.6	6	0.45	3	50	0.55	11.85	3.29	3.45	3.64	3.84	4.34
HPI91980	R0.3	0.6	6	0.45	4	50	0.55	11.02	4.34	4.56	4.81	5.09	5.77
HPI91981	R0.3	0.6	6	0.6	1.5	50	0.55	13.36	1.71	1.79	1.88	1.97	2.21
HPI91007	R0.35	0.7	4	0.5	2	45	0.65	11.80	2.24	2.34	2.45	2.58	2.90
HPI91982	R0.35	0.7	4	0.5	4	45	0.65	9.46	4.34	4.56	4.80	5.08	5.75
HPI91983	R0.35	0.7	4	0.5	6	45	0.65	7.89	6.44	6.78	7.15	7.57	8.59
HPI91984	R0.35	0.7	4	0.5	8	45	0.65	6.77	8.55	9.00	9.50	10.07	11.29
HPI91008	R0.4	0.8	4	0.6	2	45	0.75	11.79	2.23	2.33	2.45	2.57	2.88
HPI91985	R0.4	0.8	4	0.6	3	45	0.75	10.46	3.28	3.44	3.62	3.82	4.30
HPI91986	R0.4	0.8	4	0.6	4	45	0.75	9.40	4.34	4.55	4.79	5.07	5.72
HPI91987	R0.4	0.8	4	0.6	5	45	0.75	8.53	5.39	5.66	5.97	6.31	7.15
HPI91988	R0.4	0.8	4	0.6	6	45	0.75	7.81	6.44	6.77	7.14	7.56	8.57
HPI91989	R0.4	0.8	4	0.6	7	45	0.75	7.20	7.49	7.88	8.32	8.81	9.99
HPI91990	R0.4	0.8	4	0.6	8	45	0.75	6.68	8.54	8.99	9.49	10.05	11.23
HPI91991	R0.4	0.8	4	0.6	10	45	0.75	5.83	10.65	11.21	11.84	12.55	13.56
HPI91992	R0.4	0.8	4	0.6	12	45	0.75	5.18	12.75	13.43	14.19	15.04	15.90
HPI91993	R0.4	0.8	4	0.8	2	35	0.75	11.79	2.23	2.33	2.45	2.57	2.88
HPI91994	R0.4	0.8	4	0.8	2	50	0.75	11.79	2.23	2.33	2.45	2.57	2.88
HPI91995	R0.4	0.8	6	0.6	2	50	0.75	12.85	2.23	2.33	2.45	2.57	2.88

▶ NEXT PAGE

Radius Tolerance (mm)	Mill Dia. Tolerance (mm)	Shank Dia. Tolerance
+0.001~-0.005	0~-0.010	h4

◎ : Excellent ○ : Good

ISO	P												M			K					
Material Description	Non-alloy steel					Low alloy steel			High alloyed steel, and tool steel				Stainless steel			Grey cast iron		Nodular cast iron		Malleable cast iron	
VDI 3323	1	2	3	4	5	6	7	8	9	10	11.1	11.2	12	13	14.1	15	16	17	18	19	20
HRc		13	25	28	32	10	29	32	38	15	35	44	15	23	10	10	26	3	25		21
HB	125	190	250	270	300	180	275	300	350	200	325	409	200	240	180	180	260	160	250	130	230
Recommend					○			○	○		○	○									

ISO	N										S							H						
Material Description	Aluminum-wrought alloy		Aluminum-cast, alloyed			Copper and Copper Alloys (Bronze / Brass)			Non Metallic Materials		Heat Resistant Super Alloys					Titanium Alloys		Hardened steel					Chilled Cast Iron	Hardened Cast Iron
VDI 3323	21	22	23	24	25	26	27	28	29	30	31	32	33	34	35	36	37	38.1	38.2	39.1	39.2	39.3	40	41
HRc											15	30	25	38	34			45-49	50-55	56-60	61-65	66-70	42	55
HB	60	100	75	90	130	110	90	100			200	280	250	350	320	400 Rm	1050 Rm	421-469	481-560	577-654	670-739		400	550
Recommend																		◎	◎	◎	◎	◎	○	◎

X1-EH END MILLS

PLAIN SHANK **HPI91** SERIES

CARBIDE, 2 FLUTE BALL NOSE for RIB PROCESSING

VOLLHARTMETALL, 2 SCHNEIDEN STIRNRADIUS für SCHMALE RIPPEN
Fraise carbure, 2 dents, hémisphérique pour usinage de rainure
2 TAGLIENTI, SEMISFERICA, SCARICATA PER NERVATURE

- ▶ Improvement of tool life by applying new coating.
- ▶ Application of tight tolerances for precision machining.

- ▶ Verbesserung der Werkzeugstandzeit durch Aufbringen einer neuen Beschichtung
- ▶ Enge Toleranzen für die Präzisionsbearbeitung

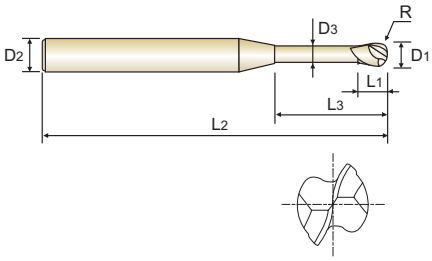

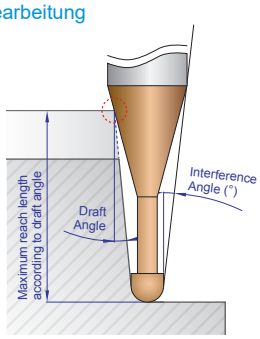

CARBIDE | 2 | 30° | R +0.001 ~-0.005 | PLAIN | C Coating

p.C121~C131

Unit : mm

EDP No.	Radius of Ball Nose R	Mill Diameter D1	Shank Diameter D2	Length of Cut L1	Length Below Shank L3	Overall Length L2	Neck Diameter D3	Interference Angle(°)	Maximum reach lengths according to draft angle 0.5°	1°	1.5°	2°	3°
HPI91996	R0.4	0.8	6	0.8	2	50	0.75	12.85	2.23	2.33	2.45	2.57	2.88
HPI91009	R0.45	0.9	4	0.65	2	45	0.85	11.79	2.23	2.33	2.44	2.56	2.86
HPI91997	R0.45	0.9	4	0.65	4	45	0.85	9.34	4.33	4.55	4.79	5.05	5.70
HPI91998	R0.45	0.9	4	0.65	6	45	0.85	7.72	6.44	6.77	7.13	7.55	8.55
HPI91999	R0.45	0.9	4	0.65	8	45	0.85	6.58	8.54	8.99	9.48	10.04	11.16
HPI91010	R0.5	1.0	4	0.75	2	45	0.95	11.78	2.23	2.32	2.43	2.55	2.84
HPI91801	R0.5	1.0	4	0.75	2.5	45	0.95	11.04	2.75	2.88	3.02	3.17	3.55
HPI91802	R0.5	1.0	4	0.75	3	45	0.95	10.38	3.28	3.43	3.60	3.79	4.26
HPI91803	R0.5	1.0	4	0.75	4	45	0.95	9.27	4.33	4.54	4.78	5.04	5.68
HPI91804	R0.5	1.0	4	0.75	5	45	0.95	8.37	5.38	5.65	5.95	6.29	7.10
HPI91805	R0.5	1.0	4	0.75	6	45	0.95	7.63	6.44	6.76	7.13	7.54	8.53
HPI91806	R0.5	1.0	4	0.75	7	45	0.95	7.01	7.49	7.87	8.30	8.78	9.93
HPI91807	R0.5	1.0	4	0.75	8	45	0.95	6.49	8.54	8.98	9.47	10.03	11.10
HPI91808	R0.5	1.0	4	0.75	9	45	0.95	6.03	9.59	10.09	10.65	11.28	12.26
HPI91809	R0.5	1.0	4	0.75	10	45	0.95	5.64	10.64	11.20	11.82	12.52	13.43
HPI91810	R0.5	1.0	4	0.75	12	45	0.95	4.99	12.75	13.42	14.17	14.96	15.77
HPI91811	R0.5	1.0	4	0.75	13	45	0.95	4.71	13.80	14.53	15.35	16.06	16.94
HPI91812	R0.5	1.0	4	0.75	14	50	0.95	4.47	14.85	15.64	16.52	17.17	18.10
HPI91813	R0.5	1.0	4	0.75	16	50	0.95	4.05	16.96	17.86	18.87	19.38	20.44
HPI91814	R0.5	1.0	4	0.75	18	55	0.95	3.70	19.06	20.08	21.05	21.59	22.78
HPI91815	R0.5	1.0	4	0.75	20	55	0.95	3.41	21.16	22.30	23.20	23.81	25.11
HPI91816	R0.5	1.0	4	1	2.5	40	0.95	11.04	2.75	2.88	3.02	3.17	3.55
HPI91817	R0.5	1.0	4	1	2.5	50	0.95	11.04	2.75	2.88	3.02	3.17	3.55
HPI91818	R0.5	1.0	6	0.75	3	50	0.95	11.84	3.28	3.43	3.60	3.79	4.26
HPI91819	R0.5	1.0	6	0.75	4	50	0.95	10.95	4.33	4.54	4.78	5.04	5.68
HPI91820	R0.5	1.0	6	0.75	5	50	0.95	10.18	5.38	5.65	5.95	6.29	7.10

▶ NEXT PAGE

Radius Tolerance (mm)	Mill Dia. Tolerance (mm)	Shank Dia. Tolerance
+0.001~-0.005	0~-0.010	h4

◎ : Excellent ○ : Good

ISO	P												M			K					
Material Description	Non-alloy steel					Low alloy steel				High alloyed steel, and tool steel			Stainless steel			Grey cast iron		Nodular cast iron		Malleable cast iron	
VDI 3323	1	2	3	4	5	6	7	8	9	10	11.1	11.2	12	13	14.1	15	16	17	18	19	20
HRc		13	25	28	32	10	29	32	38	15	35	44	15	23	10	10	26	3	25		21
HB	125	190	250	270	300	180	275	300	350	200	325	409	200	240	180	180	260	160	250	130	230
Recommend					○			○	○		○	○									

ISO	N										S							H						
Material Description	Aluminum-wrought alloy		Aluminum-cast, alloyed			Copper and Copper Alloys (Bronze / Brass)			Non Metallic Materials		Heat Resistant Super Alloys					Titanium Alloys		Hardened steel					Chilled Cast Iron	Hardened Cast Iron
VDI 3323	21	22	23	24	25	26	27	28	29	30	31	32	33	34	35	36	37	38.1	38.2	39.1	39.2	39.3	40	41
HRc											15	30	25	38	34			45-49	50-55	56-60	61-65	66-70	42	55
HB	60	100	75	90	130	110	90	100			200	280	250	350	320	400 Rm	1050 Rm	421-469	481-560	577-654	670-739		400	550
Recommend																		◎	◎	◎	◎	◎	○	◎

phone:+82-32-526-0909, www.yg1.solutions, E-mail:yg1@yg1.solutions
YG-1 CO., LTD.

X1-EH END MILLS

PLAIN SHANK **HPI91** SERIES

CARBIDE, 2 FLUTE BALL NOSE for RIB PROCESSING

VOLLHARTMETALL, 2 SCHNEIDEN STIRNRADIUS für SCHMALE RIPPEN
Fraise carbure, 2 dents, hémisphérique pour usinage de rainure
2 TAGLIENTI, SEMISFERICA, SCARICATA PER NERVATURE

- ▶ Improvement of tool life by applying new coating.
- ▶ Application of tight tolerances for precision machining.

- ▶ Verbesserung der Werkzeugstandzeit durch Aufbringen einer neuen Beschichtung
- ▶ Enge Toleranzen für die Präzisionsbearbeitung

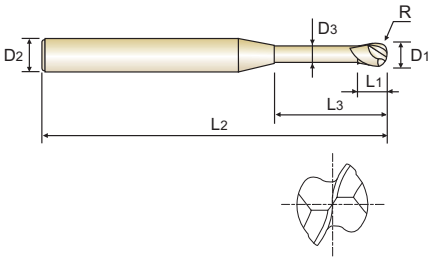

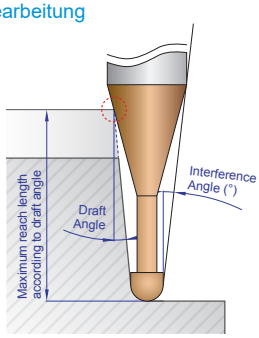

CARBIDE | 2 | 30° | R +0.001 ~-0.005 | PLAIN | C Coating

p.C121~C131

Unit : mm

EDP No.	Radius of Ball Nose R	Mill Diameter D1	Shank Diameter D2	Length of Cut L1	Length Below Shank L3	Overall Length L2	Neck Diameter D3	Interference Angle(°)	Maximum reach lengths according to draft angle 0.5°	1°	1.5°	2°	3°
HPI91821	R0.5	1.0	6	0.75	6	50	0.95	9.51	6.44	6.76	7.13	7.54	8.53
HPI91822	R0.5	1.0	6	0.75	7	50	0.95	8.92	7.49	7.87	8.30	8.78	9.95
HPI91823	R0.5	1.0	6	0.75	8	50	0.95	8.40	8.54	8.98	9.47	10.03	11.37
HPI91824	R0.5	1.0	6	0.75	10	50	0.95	7.53	10.64	11.20	11.82	12.52	14.22
HPI91825	R0.5	1.0	6	0.75	22	60	0.95	4.62	23.27	24.52	25.92	27.11	28.60
HPI91826	R0.5	1.0	6	1	2.5	50	0.95	12.34	2.75	2.88	3.02	3.17	3.55
HPI91012	R0.6	1.2	4	0.9	2.4	45	1.15	11.13	2.56	2.63	2.70	2.78	2.95
HPI91827	R0.6	1.2	4	0.9	4	45	1.15	9.12	4.21	4.34	4.47	4.62	4.94
HPI91828	R0.6	1.2	4	0.9	6	45	1.15	7.44	6.28	6.48	6.69	6.92	7.43
HPI91829	R0.6	1.2	4	0.9	8	45	1.15	6.28	8.35	8.62	8.90	9.22	9.92
HPI91830	R0.6	1.2	4	0.9	10	45	1.15	5.43	10.41	10.75	11.12	11.52	12.40
HPI91831	R0.6	1.2	4	0.9	12	45	1.15	4.79	12.48	12.89	13.34	13.82	14.89
HPI91832	R0.6	1.2	4	0.9	14	50	1.15	4.28	14.55	15.03	15.55	16.12	17.37
HPI91833	R0.6	1.2	4	0.9	16	50	1.15	3.87	16.61	17.17	17.77	18.42	19.86
HPI91834	R0.6	1.2	4	1.2	3	40	1.15	10.28	3.18	3.27	3.36	3.47	3.70
HPI91014	R0.7	1.4	4	1	8	45	1.35	6.06	8.34	8.61	8.89	9.20	9.89
HPI91835	R0.7	1.4	4	1	12	50	1.35	4.58	12.48	12.89	13.33	13.80	14.86
HPI91836	R0.7	1.4	4	1	16	50	1.35	3.67	16.61	17.17	17.76	18.40	19.84
HPI91015	R0.75	1.5	4	1.1	3	45	1.45	10.11	3.17	3.26	3.35	3.44	3.66
HPI91837	R0.75	1.5	4	1.1	4	45	1.45	8.87	4.21	4.33	4.46	4.59	4.91
HPI91838	R0.75	1.5	4	1.1	6	45	1.45	7.12	6.27	6.47	6.67	6.89	7.39
HPI91839	R0.75	1.5	4	1.1	8	45	1.45	5.94	8.34	8.61	8.89	9.19	9.88
HPI91840	R0.75	1.5	4	1.1	10	45	1.45	5.10	10.41	10.74	11.11	11.49	12.37
HPI91841	R0.75	1.5	4	1.1	12	45	1.45	4.46	12.48	12.88	13.32	13.79	14.85
HPI91842	R0.75	1.5	4	1.1	14	50	1.45	3.97	14.54	15.02	15.54	16.09	17.34
HPI91843	R0.75	1.5	4	1.1	16	50	1.45	3.57	16.61	17.16	17.76	18.39	19.82

▶ NEXT PAGE

Radius Tolerance (mm)	Mill Dia. Tolerance (mm)	Shank Dia. Tolerance
+0.001~-0.005	0~-0.010	h4

◎ : Excellent ○ : Good

ISO	P												M			K					
Material Description	Non-alloy steel					Low alloy steel			High alloyed steel, and tool steel				Stainless steel			Grey cast iron		Nodular cast iron		Malleable cast iron	
VDI 3323	1	2	3	4	5	6	7	8	9	10	11.1	11.2	12	13	14.1	15	16	17	18	19	20
HRc		13	25	28	32	10	29	32	38	15	35	44	15	23	10	10	26	3	25		21
HB	125	190	250	270	300	180	275	300	350	200	325	409	200	240	180	180	260	160	250	130	230
Recommend					○			○	○		○	○									

ISO	N										S							H						
Material Description	Aluminum-wrought alloy		Aluminum-cast, alloyed			Copper and Copper Alloys (Bronze / Brass)			Non Metallic Materials		Heat Resistant Super Alloys					Titanium Alloys		Hardened steel					Chilled Cast Iron	Hardened Cast Iron
VDI 3323	21	22	23	24	25	26	27	28	29	30	31	32	33	34	35	36	37	38.1	38.2	39.1	39.2	39.3	40	41
HRc											15	30	25	38	34			45-49	50-55	56-60	61-65	66-70	42	55
HB	60	100	75	90	130	110	90	100			200	280	250	350	320	400 Rm	1050 Rm	421-469	481-560	577-654	670-739		400	550
Recommend																		◎	◎	◎	◎	◎	○	◎

X1-EH END MILLS

PLAIN SHANK **HPI91** SERIES

CARBIDE, 2 FLUTE BALL NOSE for RIB PROCESSING

VOLLHARTMETALL, 2 SCHNEIDEN STIRNRADIUS für SCHMALE RIPPEN
Fraise carbure, 2 dents, hémisphérique pour usinage de rainure
2 TAGLIENTI, SEMISFERICA, SCARICATA PER NERVATURE

- ▶ Improvement of tool life by applying new coating.
- ▶ Application of tight tolerances for precision machining.

- ▶ Verbesserung der Werkzeugstandzeit durch Aufbringen einer neuen Beschichtung
- ▶ Enge Toleranzen für die Präzisionsbearbeitung

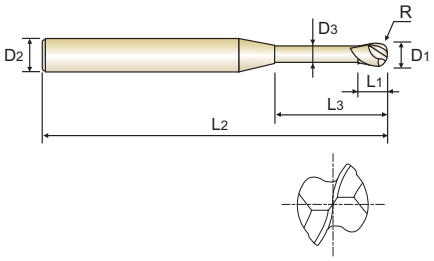

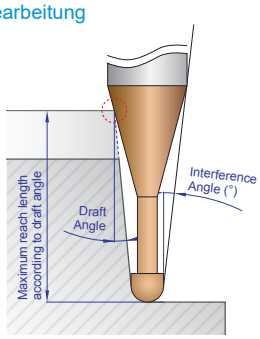

CARBIDE | 2 | 30° | R +0.001 ~-0.005 | PLAIN | C Coating

p.C121~C131

Unit : mm

EDP No.	Radius of Ball Nose R	Mill Diameter D1	Shank Diameter D2	Length of Cut L1	Length Below Shank L3	Overall Length L2	Neck Diameter D3	Interference Angle(°)	Maximum reach lengths according to draft angle 0.5°	1°	1.5°	2°	3°
HPI91844	R0.75	1.5	4	1.1	18	55	1.45	3.25	18.68	19.30	19.97	20.69	22.31
HPI91845	R0.75	1.5	4	1.1	20	55	1.45	2.98	20.74	21.44	22.19	22.99	-
HPI91846	R0.75	1.5	4	1.1	22	60	1.45	2.75	22.81	23.58	24.41	25.29	-
HPI91847	R0.75	1.5	4	1.1	30	70	1.45	2.10	31.08	32.14	33.27	34.49	-
HPI91848	R0.75	1.5	4	1.5	3.8	40	1.45	9.10	4.00	4.11	4.23	4.36	4.66
HPI91849	R0.75	1.5	4	1.5	3.8	50	1.45	9.10	4.00	4.11	4.23	4.36	4.66
HPI91850	R0.75	1.5	6	1.1	6	50	1.45	9.30	6.27	6.47	6.67	6.89	7.39
HPI91851	R0.75	1.5	6	1.1	8	50	1.45	8.13	8.34	8.61	8.89	9.19	9.88
HPI91852	R0.75	1.5	6	1.5	3.8	50	1.45	11.03	4.00	4.11	4.23	4.36	4.66
HPI91016	R0.8	1.6	4	1.2	8	45	1.55	5.82	8.34	8.60	8.88	9.19	9.87
HPI91853	R0.8	1.6	4	1.2	12	45	1.55	4.35	12.47	12.88	13.32	13.79	14.84
HPI91854	R0.8	1.6	4	1.2	16	50	1.55	3.47	16.61	17.16	17.75	18.39	19.81
HPI91855	R0.8	1.6	4	1.2	20	55	1.55	2.89	20.74	21.44	22.18	22.98	-
HPI91020	R1.0	2.0	4	1.5	3	45	1.95	9.74	3.16	3.24	3.32	3.41	3.60
HPI91856	R1.0	2.0	4	1.5	4	45	1.95	8.34	4.20	4.31	4.43	4.56	4.85
HPI91857	R1.0	2.0	4	1.5	6	45	1.95	6.46	6.26	6.45	6.64	6.86	7.33
HPI91858	R1.0	2.0	4	1.5	8	45	1.95	5.28	8.33	8.59	8.86	9.16	9.82
HPI91859	R1.0	2.0	4	1.5	10	45	1.95	4.46	10.40	10.73	11.08	11.46	12.30
HPI91860	R1.0	2.0	4	1.5	12	45	1.95	3.86	12.47	12.87	13.29	13.76	14.79
HPI91861	R1.0	2.0	4	1.5	13	45	1.95	3.62	13.50	13.94	14.40	14.91	16.03
HPI91862	R1.0	2.0	4	1.5	14	50	1.95	3.40	14.53	15.01	15.51	16.06	17.28
HPI91863	R1.0	2.0	4	1.5	16	50	1.95	3.04	16.60	17.15	17.73	18.36	19.76
HPI91864	R1.0	2.0	4	1.5	18	55	1.95	2.75	18.67	19.28	19.94	20.65	-
HPI91865	R1.0	2.0	4	1.5	20	55	1.95	2.51	20.74	21.42	22.16	22.95	-
HPI91866	R1.0	2.0	4	1.5	22	60	1.95	2.31	22.80	23.56	24.38	25.25	-
HPI91867	R1.0	2.0	4	1.5	25	65	1.95	2.06	25.90	26.77	27.70	28.70	-

▶ NEXT PAGE

Radius Tolerance (mm)	Mill Dia. Tolerance (mm)	Shank Dia. Tolerance
+0.001~-0.005	0~-0.010	h4

◎ : Excellent ○ : Good

ISO	P												M			K					
Material Description	Non-alloy steel					Low alloy steel				High alloyed steel, and tool steel			Stainless steel			Grey cast iron		Nodular cast iron		Malleable cast iron	
VDI 3323	1	2	3	4	5	6	7	8	9	10	11.1	11.2	12	13	14.1	15	16	17	18	19	20
HRc		13	25	28	32	10	29	32	38	15	35	44	15	23	10	10	26	3	25		21
HB	125	190	250	270	300	180	275	300	350	200	325	409	200	240	180	180	260	160	250	130	230
Recommend					○			○	○		○	○									

ISO	N										S							H						
Material Description	Aluminum-wrought alloy		Aluminum-cast, alloyed			Copper and Copper Alloys (Bronze / Brass)			Non Metallic Materials		Heat Resistant Super Alloys					Titanium Alloys		Hardened steel					Chilled Cast Iron	Hardened Cast Iron
VDI 3323	21	22	23	24	25	26	27	28	29	30	31	32	33	34	35	36	37	38.1	38.2	39.1	39.2	39.3	40	41
HRc											15	30	25	38	34			45-49	50-55	56-60	61-65	66-70	42	55
HB	60	100	75	90	130	110	90	100			200	280	250	350	320	400 Rm	1050 Rm	421-469	481-560	577-654	670-739		400	550
Recommend																		◎	◎	◎	◎	◎	○	◎

phone:+82-32-526-0909, www.yg1.solutions, E-mail:yg1@yg1.solutions
YG-1 CO., LTD.

X1-EH END MILLS

PLAIN SHANK **HPI91** SERIES

CARBIDE, 2 FLUTE BALL NOSE for RIB PROCESSING

VOLLHARTMETALL, 2 SCHNEIDEN STIRNRADIUS für SCHMALE RIPPEN
Fraise carbure, 2 dents, hémisphérique pour usinage de rainure
2 TAGLIENTI, SEMISFERICA, SCARICATA PER NERVATURE

- ▶ Improvement of tool life by applying new coating.
- ▶ Application of tight tolerances for precision machining.

- ▶ Verbesserung der Werkzeugstandzeit durch Aufbringen einer neuen Beschichtung
- ▶ Enge Toleranzen für die Präzisionsbearbeitung

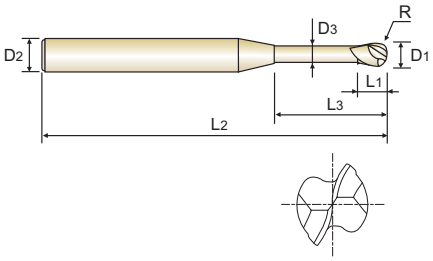

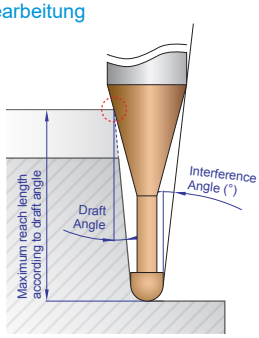

CARBIDE | 2 | 30° | R +0.001 ~-0.005 | PLAIN | C Coating

p.C121~C131

Unit : mm

EDP No.	Radius of Ball Nose R	Mill Diameter D1	Shank Diameter D2	Length of Cut L1	Length Below Shank L3	Overall Length L2	Neck Diameter D3	Interference Angle(°)	Maximum reach lengths according to draft angle 0.5°	1°	1.5°	2°	3°
HPI91868	R1.0	2.0	4	1.5	30	70	1.95	1.74	31.07	32.12	33.24	-	-
HPI91869	R1.0	2.0	4	1.5	35	70	1.95	1.51	36.24	37.47	38.79	-	-
HPI91870	R1.0	2.0	4	1.5	40	90	1.95	1.34	41.41	42.82	-	-	-
HPI91871	R1.0	2.0	4	2	5	40	1.95	7.28	5.23	5.38	5.54	5.71	6.09
HPI91872	R1.0	2.0	4	2	5	50	1.95	7.28	5.23	5.38	5.54	5.71	6.09
HPI91873	R1.0	2.0	6	1.5	4	50	1.95	10.73	4.20	4.31	4.43	4.56	4.85
HPI91874	R1.0	2.0	6	1.5	6	50	1.95	9.05	6.26	6.45	6.64	6.86	7.33
HPI91875	R1.0	2.0	6	1.5	8	50	1.95	7.82	8.33	8.59	8.86	9.16	9.82
HPI91876	R1.0	2.0	6	1.5	10	50	1.95	6.89	10.40	10.73	11.08	11.46	12.30
HPI91877	R1.0	2.0	6	1.5	16	60	1.95	5.07	16.60	17.15	17.73	18.36	19.76
HPI91878	R1.0	2.0	6	1.5	25	65	1.95	3.63	25.90	26.77	27.70	28.70	30.95
HPI91879	R1.0	2.0	6	2	5	50	1.95	9.82	5.23	5.38	5.54	5.71	6.09
HPI91025	R1.25	2.5	4	2.3	6	45	2.4	5.54	6.35	6.53	6.72	6.93	7.39
HPI91880	R1.25	2.5	4	2.3	8	45	2.4	4.41	8.42	8.67	8.94	9.23	9.87
HPI91881	R1.25	2.5	4	2.3	10	45	2.4	3.66	10.49	10.81	11.15	11.53	12.36
HPI91882	R1.25	2.5	4	2.3	15	50	2.4	2.57	15.66	16.16	16.70	17.28	-
HPI91883	R1.25	2.5	4	2.3	20	55	2.4	1.98	20.82	21.51	22.24	-	-
HPI91884	R1.25	2.5	4	2.3	25	65	2.4	1.61	25.99	26.85	27.78	-	-
HPI91885	R1.25	2.5	4	2.3	30	70	2.4	1.35	31.16	32.20	-	-	-
HPI91886	R1.25	2.5	4	2.3	35	70	2.4	1.17	36.33	37.55	-	-	-
HPI91030	R1.5	3.0	4	3	8	40	2.85	3.31	8.51	8.75	9.01	9.30	9.93
HPI91887	R1.5	3.0	6	2.5	6	60	2.85	8.22	6.44	6.61	6.80	7.00	7.44
HPI91888	R1.5	3.0	6	2.5	8	60	2.85	6.91	8.51	8.75	9.01	9.30	9.93
HPI91889	R1.5	3.0	6	2.5	10	60	2.85	5.96	10.58	10.89	11.23	11.60	12.41
HPI91890	R1.5	3.0	6	2.5	12	60	2.85	5.23	12.64	13.03	13.45	13.90	14.90
HPI91891	R1.5	3.0	6	2.5	14	60	2.85	4.67	14.71	15.17	15.66	16.20	17.39

▶ NEXT PAGE

Radius Tolerance (mm)	Mill Dia. Tolerance (mm)	Shank Dia. Tolerance
+0.001~-0.005	0~-0.010	h4

◎ : Excellent ○ : Good

ISO	P												M			K					
Material Description	Non-alloy steel					Low alloy steel			High alloyed steel, and tool steel				Stainless steel			Grey cast iron		Nodular cast iron		Malleable cast iron	
VDI 3323	1	2	3	4	5	6	7	8	9	10	11.1	11.2	12	13	14.1	15	16	17	18	19	20
HRc		13	25	28	32	10	29	32	38	15	35	44	15	23	10	10	26	3	25		21
HB	125	190	250	270	300	180	275	300	350	200	325	409	200	240	180	180	260	160	250	130	230
Recommend					○			○	○		○	○									

ISO	N										S							H						
Material Description	Aluminum-wrought alloy		Aluminum-cast, alloyed			Copper and Copper Alloys (Bronze / Brass)			Non Metallic Materials		Heat Resistant Super Alloys					Titanium Alloys		Hardened steel					Chilled Cast Iron	Hardened Cast Iron
VDI 3323	21	22	23	24	25	26	27	28	29	30	31	32	33	34	35	36	37	38.1	38.2	39.1	39.2	39.3	40	41
HRc											15	30	25	38	34			45-49	50-55	56-60	61-65	66-70	42	55
HB	60	100	75	90	130	110	90	100			200	280	250	350	320	400 Rm	1050 Rm	421-469	481-560	577-654	670-739		400	550
Recommend																		◎	◎	◎	◎	◎	○	◎

X1-EH END MILLS

PLAIN SHANK **HPI91** SERIES

CARBIDE, 2 FLUTE BALL NOSE for RIB PROCESSING

VOLLHARTMETALL, 2 SCHNEIDEN STIRNRADIUS für SCHMALE RIPPEN
Fraise carbure, 2 dents, hémisphérique pour usinage de rainure
2 TAGLIENTI, SEMISFERICA, SCARICATA PER NERVATURE

- ▶ Improvement of tool life by applying new coating.
- ▶ Application of tight tolerances for precision machining.

- ▶ Verbesserung der Werkzeugstandzeit durch Aufbringen einer neuen Beschichtung
- ▶ Enge Toleranzen für die Präzisionsbearbeitung

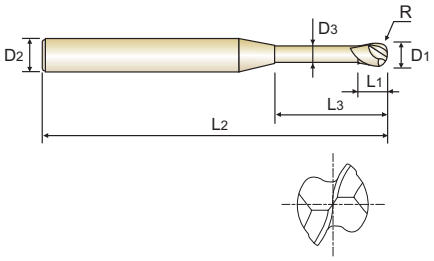

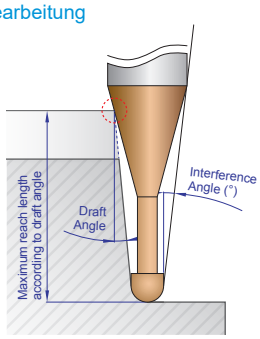

CARBIDE | 2 | 30° | R +0.001 ~-0.005 | PLAIN | C Coating

p.C121~C131

Unit : mm

EDP No.	Radius of Ball Nose	Mill Diameter	Shank Diameter	Length of Cut	Length Below Shank	Overall Length	Neck Diameter	Interfer-ence Angle(°)	Maximum reach lengths according to draft angle				
	R	D1	D2	L1	L3	L2	D3		0.5°	1°	1.5°	2°	3°
HPI91892	R1.5	3.0	6	2.5	16	60	2.85	4.21	16.78	17.31	17.88	18.49	19.87
HPI91893	R1.5	3.0	6	2.5	20	65	2.85	3.52	20.91	21.59	22.31	23.09	24.85
HPI91894	R1.5	3.0	6	2.5	25	65	2.85	2.92	26.08	26.94	27.86	28.84	-
HPI91895	R1.5	3.0	6	2.5	30	70	2.85	2.50	31.25	32.29	33.40	34.59	-
HPI91896	R1.5	3.0	6	2.5	35	80	2.85	2.18	36.42	37.63	38.94	40.34	-
HPI91897	R1.5	3.0	6	2.5	40	90	2.85	1.94	41.59	42.98	44.48	-	-
HPI91898	R1.5	3.0	6	3	8	60	2.85	6.91	8.51	8.75	9.01	9.30	9.93
HPI91035	R1.75	3.5	6	2.8	15	60	3.35	3.93	15.74	16.22	16.75	17.31	18.57
HPI91899	R1.75	3.5	6	2.8	20	65	3.35	3.08	20.90	21.57	22.29	23.06	24.79
HPI91701	R1.75	3.5	6	2.8	25	65	3.35	2.54	26.07	26.92	27.83	28.81	-
HPI91702	R1.75	3.5	6	2.8	30	70	3.35	2.16	31.24	32.27	33.37	34.56	-
HPI91703	R1.75	3.5	6	2.8	35	80	3.35	1.87	36.41	37.62	38.91	-	-
HPI91704	R1.75	3.5	6	2.8	40	90	3.35	1.66	41.58	42.96	44.45	-	-
HPI91705	R1.75	3.5	6	2.8	45	90	3.35	1.49	46.75	48.31	-	-	-
HPI91040	R2.0	4.0	4	3	8	65	3.85	0.00	-	-	-	-	-
HPI91706	R2.0	4.0	6	3	8	65	3.85	5.70	8.49	8.72	8.96	9.22	9.81
HPI91707	R2.0	4.0	6	3	10	65	3.85	4.76	10.56	10.86	11.18	11.52	12.29
HPI91708	R2.0	4.0	6	3	12	65	3.85	4.08	12.63	13.00	13.39	13.82	14.78
HPI91709	R2.0	4.0	6	3	14	65	3.85	3.57	14.69	15.14	15.61	16.12	17.27
HPI91710	R2.0	4.0	6	3	15	65	3.85	3.36	15.73	16.21	16.72	17.27	18.51
HPI91711	R2.0	4.0	6	3	20	65	3.85	2.60	20.90	21.55	22.26	23.02	-
HPI91712	R2.0	4.0	6	3	25	70	3.85	2.12	26.06	26.90	27.80	28.77	-
HPI91713	R2.0	4.0	6	3	30	70	3.85	1.79	31.23	32.25	33.34	-	-
HPI91714	R2.0	4.0	6	3	35	80	3.85	1.55	36.40	37.60	38.88	-	-
HPI91715	R2.0	4.0	6	3	40	85	3.85	1.36	41.57	42.95	-	-	-
HPI91716	R2.0	4.0	6	3	45	90	3.85	1.22	46.74	48.30	-	-	-

▶ NEXT PAGE

Radius Tolerance (mm)	Mill Dia. Tolerance (mm)	Shank Dia. Tolerance
+0.001~-0.005	0~-0.010	h4

◎ : Excellent ○ : Good

ISO	P												M			K					
Material Description	Non-alloy steel					Low alloy steel				High alloyed steel, and tool steel			Stainless steel			Grey cast iron		Nodular cast iron		Malleable cast iron	
VDI 3323	1	2	3	4	5	6	7	8	9	10	11.1	11.2	12	13	14.1	15	16	17	18	19	20
HRc		13	25	28	32	10	29	32	38	15	35	44	15	23	10	10	26	3	25		21
HB	125	190	250	270	300	180	275	300	350	200	325	409	200	240	180	180	260	160	250	130	230
Recommend					○			○	○		○	○									

ISO	N										S							H						
Material Description	Aluminum-wrought alloy		Aluminum-cast, alloyed			Copper and Copper Alloys (Bronze / Brass)			Non Metallic Materials		Heat Resistant Super Alloys					Titanium Alloys		Hardened steel					Chilled Cast Iron	Hardened Cast Iron
VDI 3323	21	22	23	24	25	26	27	28	29	30	31	32	33	34	35	36	37	38.1	38.2	39.1	39.2	39.3	40	41
HRc											15	30	25	38	34			45-49	50-55	56-60	61-65	66-70	42	55
HB	60	100	75	90	130	110	90	100			200	280	250	350	320	400 Rm	1050 Rm	421-469	481-560	577-654	670-739		400	550
Recommend																		◎	◎	◎	◎	◎	○	◎

phone:+82-32-526-0909, www.yg1.solutions, E-mail:yg1@yg1.solutions
YG-1 CO., LTD.

X1-EH END MILLS

PLAIN SHANK **HPI91** SERIES

CARBIDE, 2 FLUTE BALL NOSE for RIB PROCESSING

VOLLHARTMETALL, 2 SCHNEIDEN STIRNRADIUS für SCHMALE RIPPEN
Fraise carbure, 2 dents, hémisphérique pour usinage de rainure
2 TAGLIENTI, SEMISFERICA, SCARICATA PER NERVATURE

- ▶ Improvement of tool life by applying new coating.
- ▶ Application of tight tolerances for precision machining.

- ▶ Verbesserung der Werkzeugstandzeit durch Aufbringen einer neuen Beschichtung
- ▶ Enge Toleranzen für die Präzisionsbearbeitung

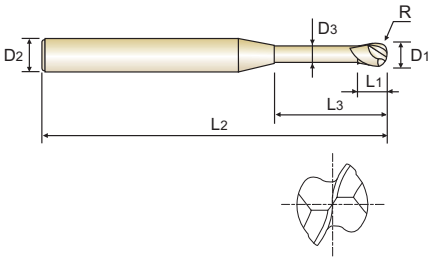

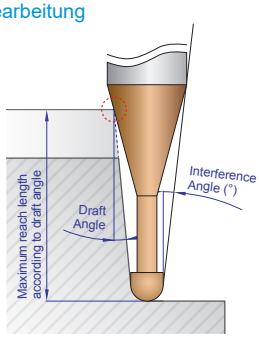

CARBIDE | 2 | 30° | R +0.001 ~-0.005 | PLAIN | C Coating

p.C121~C131

Unit : mm

EDP No.	Radius of Ball Nose	Mill Diameter	Shank Diameter	Length of Cut	Length Below Shank	Overall Length	Neck Diameter	Interference Angle(°)	Maximum reach lengths according to draft angle				
	R	D1	D2	L1	L3	L2	D3		0.5°	1°	1.5°	2°	3°
HPI91717	R2.0	4.0	6	3	50	100	3.85	1.10	51.91	53.64	-	-	-
HPI91718	R2.0	4.0	6	4	10	40	3.85	4.76	10.56	10.86	11.18	11.52	12.29
HPI91719	R2.0	4.0	6	4	10	60	3.85	4.76	10.56	10.86	11.18	11.52	12.29
HPI91050	R2.5	5.0	6	3.5	10	70	4.85	2.97	10.54	10.82	11.12	11.45	-
HPI91060	R3.0	6.0	6	6	10	70	5.85	0.00	-	-	-	-	-
HPI91720	R2.5	5.0	6	3.5	15	70	4.85	1.96	15.71	16.17	16.66	-	-
HPI91721	R2.5	5.0	6	3.5	20	70	4.85	1.46	20.88	21.52	-	-	-
HPI91722	R2.5	5.0	6	3.5	25	70	4.85	1.16	26.05	26.87	-	-	-
HPI91723	R2.5	5.0	6	3.5	30	80	4.85	0.97	31.22	-	-	-	-
HPI91724	R2.5	5.0	6	3.5	40	90	4.85	0.72	41.55	-	-	-	-
HPI91725	R2.5	5.0	6	5	12	45	4.85	2.46	12.61	12.96	13.34	13.75	-
HPI91726	R2.5	5.0	6	5	12	60	4.85	2.46	12.61	12.96	13.34	13.75	-
HPI91727	R3.0	6.0	6	6	15	45	5.85	0.00	-	-	-	-	-
HPI91728	R3.0	6.0	6	6	15	60	5.85	0.00	-	-	-	-	-
HPI91729	R3.0	6.0	6	6	15	70	5.85	0.00	-	-	-	-	-
HPI91730	R3.0	6.0	6	6	20	70	5.85	0.00	-	-	-	-	-
HPI91731	R3.0	6.0	6	6	25	70	5.85	0.00	-	-	-	-	-
HPI91732	R3.0	6.0	6	6	30	80	5.85	0.00	-	-	-	-	-
HPI91733	R3.0	6.0	6	6	35	85	5.85	0.00	-	-	-	-	-
HPI91734	R3.0	6.0	6	6	40	90	5.85	0.00	-	-	-	-	-
HPI91735	R3.0	6.0	6	6	50	120	5.85	0.00	-	-	-	-	-
HPI91736	R3.0	6.0	6	6	60	120	5.85	0.00	-	-	-	-	-

Radius Tolerance (mm)	Mill Dia. Tolerance (mm)	Shank Dia. Tolerance
+0.001~-0.005	0~-0.010	h4

◎ : Excellent ○ : Good

ISO	P												M			K					
Material Description	Non-alloy steel					Low alloy steel			High alloyed steel, and tool steel				Stainless steel			Grey cast iron		Nodular cast iron		Malleable cast iron	
VDI 3323	1	2	3	4	5	6	7	8	9	10	11.1	11.2	12	13	14.1	15	16	17	18	19	20
HRc		13	25	28	32	10	29	32	38	15	35	44	15	23	10	10	26	3	25		21
HB	125	190	250	270	300	180	275	300	350	200	325	409	200	240	180	180	260	160	250	130	230
Recommend					○			○	○		○	○									

ISO	N										S							H						
Material Description	Aluminum-wrought alloy		Aluminum-cast, alloyed			Copper and Copper Alloys (Bronze / Brass)			Non Metallic Materials		Heat Resistant Super Alloys					Titanium Alloys		Hardened steel					Chilled Cast Iron	Hardened Cast Iron
VDI 3323	21	22	23	24	25	26	27	28	29	30	31	32	33	34	35	36	37	38.1	38.2	39.1	39.2	39.3	40	41
HRc											15	30	25	38	34			45-49	50-55	56-60	61-65	66-70	42	55
HB	60	100	75	90	130	110	90	100			200	280	250	350	320	400 Rm	1050 Rm	421-469	481-560	577-654	670-739		400	550
Recommend																		◎	◎	◎	◎	◎	○	◎

SELECTION GUIDE

MILLING TOOLS

Scan QR Code to See Catalogue
DIE & MOLD

SOLID CARBIDE
X1-EH END MILLS

Highly Accurate Fine-Finishing for High Hardened Steel

Please visit globalyg1.com/mat for material search

◎ : Excellent ○ : Good

Recommended cutting conditions : p. C120

SERIES	HPI90	HPI91	HPI92	HPI89	HPI88
FLUTE	2	2	2	2	2
HELIX ANGLE	30°	30°	30°	35°	35°
CUTTING EDGE SHAPE	BALL NOSE	BALL NOSE	BALL NOSE	CORNER RADIUS	SQUARE
SIZE MIN	R0.05	R0.05	R0.05	D0.2	D0.1
SIZE MAX	R10.0	R3.0	R6.0	D3.0	D6.0
PAGE	C87	C88	C98	C107	C114
	-	RIB PROCESSING	TAPER NECK	RIB PROCESSING	RIB PROCESSING
	C-Coating	C-Coating	C-Coating	C-Coating	C-Coating



ISO	VDI 3323	Material Description	Composition / Structure / Heat Treatment		HB	HRc	HPI90	HPI91	HPI92	HPI89	HPI88
P	1	Non-alloy steel	About 0.15% C	Annealed	125						
	2		About 0.45% C	Annealed	190	13					
	3		About 0.45% C	Quenched & tempered	250	25					
	4		About 0.75% C	Annealed	270	28					
	5		About 0.75% C	Quenched & tempered	300	32	○	○	○	○	○
	6	Low alloy steel		Annealed	180	10					
	7			Quenched & tempered	275	29					
	8			Quenched & tempered	300	32	○	○	○	○	○
	9			Quenched & tempered	350	38	○	○	○	○	○
	10	High alloyed steel, and tool steel		Annealed	200	15					
	11.1			Quenched & Tempered	325	35	○	○	○	○	○
	11.2			Quenched & Tempered	409	44	○	○	○	○	○
M	12	Stainless steel	Ferritic / Martensitic	Annealed	200	15					
	13		Martensitic	Quenched & Tempered	240	23					
	14.1			Austenitic	180	10					
K	15	Grey cast iron	Pearlitic / ferritic		180	10					
	16		Pearlitic (Martensitic)		260	26					
	17	Nodular cast iron	Ferritic		160	3					
	18		Pearlitic		250	25					
	19	Malleable cast iron	Ferritic		130						
	20		Pearlitic		230	21					
N	21	Aluminum-wrought alloy	Not Curable		60						
	22		Curable	Hardened	100						
	23	Aluminum-cast, alloyed	≤ 12% Si, Not Curable		75						
	24		≤ 12% Si, Curable	Hardened	90						
	25		> 12% Si, Not Curable		130						
	26	Copper and Copper Alloys (Bronze / Brass)	Cutting Alloys, PB>1%		110						
	27		CuZn, CuSnZn (Brass)		90						
	28		CuSn, lead-free copper and electrolytic copper		100						
	29	Non Metallic Materials	Duroplastic, Fiber Reinforced Plastic								
	30		Rubber, Wood, etc.								
S	31	Heat Resistant Super Alloys	Fe Based	Annealed	200	15					
	32			Cured	280	30					
	33		Ni or Co Based	Annealed	250	25					
	34			Cured	350	38					
	35			Cast	320	34					
	36	Titanium Alloys	Pure Titanium		400 Rm						
	37		Alpha + Beta Alloys	Hardened	1050 Rm						
H	38	Hardened steel		Hardened	421-469	45-49	◎	◎	◎	◎	◎
	39			Hardened		66-70	◎	◎	◎	◎	◎
	40	Chilled Cast Iron		Cast	400	42	○	○	○	○	○
	41	Hardened Cast Iron		Hardened	550	55	◎	◎	◎	◎	◎

phone:+82-32-526-0909, www.yg1.solutions, E-mail:yg1@yg1.solutions
YG-1 CO., LTD.

X1-EH END MILLS

RECOMMENDED CUTTING CONDITIONS
EMPFOHLENE SCHNEIDPARAMETER

Vc = m/min.
fz = mm/tooth
RPM = rev./min.
FEED = mm/min.
Ap = mm
LBS = Length Below Shank

HPI91, HPI92 SERIES — 2 FLUTE BALL NOSE FOR RIB PROCESSING

ISO	VDI 3323	Material Description	Para-meter	Diameter (Ø)																	
				0.2	0.2	0.2	0.2	0.2	0.2	0.2	0.2	0.2	0.2	0.2	0.3	0.3	0.3	0.3	0.3	0.3	0.3
			LBS	0.3	0.5	0.75	1	1.25	1.5	1.75	2	2.5	3	5	0.5	0.6	0.75	1	1.25	1.5	1.75
P	5	Non-alloy steel	Vc	31	31	31	31	28	28	28	28	25	25	9	46	46	46	46	46	46	42
			fz	0.012	0.012	0.012	0.012	0.011	0.011	0.011	0.011	0.010	0.010	0.007	0.015	0.015	0.015	0.015	0.015	0.015	0.014
			RPM	49178	49178	49178	49178	44260	44260	44260	44260	39342	39342	14753	49178	49178	49178	49178	49178	49178	44260
			FEED	1180	1180	1180	1180	974	974	974	974	787	787	207	1475	1475	1475	1475	1475	1475	1239
			Ap	0.004	0.004	0.004	0.004	0.003	0.003	0.003	0.003	0.003	0.003	0.001	0.006	0.006	0.006	0.005	0.005	0.005	0.005
	8-9	Low alloy steel	Vc	31	31	31	31	28	28	28	28	25	25	9	46	46	46	46	46	46	42
			fz	0.012	0.012	0.012	0.012	0.011	0.011	0.011	0.011	0.010	0.010	0.007	0.015	0.015	0.015	0.015	0.015	0.015	0.014
			RPM	49178	49178	49178	49178	44260	44260	44260	44260	39342	39342	14753	49178	49178	49178	49178	49178	49178	44260
			FEED	1180	1180	1180	1180	974	974	974	974	787	787	207	1475	1475	1475	1475	1475	1475	1239
			Ap	0.004	0.004	0.004	0.004	0.003	0.003	0.003	0.003	0.003	0.003	0.001	0.006	0.006	0.006	0.005	0.005	0.005	0.005
	11.1	High alloyed steel, and tool steel	Vc	31	31	31	31	28	28	28	28	25	25	9	46	46	46	46	46	46	42
			fz	0.012	0.012	0.012	0.012	0.011	0.011	0.011	0.011	0.010	0.010	0.007	0.015	0.015	0.015	0.015	0.015	0.015	0.014
			RPM	49178	49178	49178	49178	44260	44260	44260	44260	39342	39342	14753	49178	49178	49178	49178	49178	49178	44260
			FEED	1180	1180	1180	1180	974	974	974	974	787	787	207	1475	1475	1475	1475	1475	1475	1239
			Ap	0.004	0.004	0.004	0.004	0.003	0.003	0.003	0.003	0.003	0.003	0.001	0.006	0.006	0.006	0.005	0.005	0.005	0.005
	11.2		Vc	31	31	31	31	28	28	28	28	25	25	9	46	46	46	46	46	46	42
			fz	0.011	0.011	0.011	0.011	0.010	0.010	0.010	0.010	0.009	0.009	0.007	0.014	0.014	0.014	0.014	0.014	0.014	0.013
			RPM	49178	49178	49178	49178	44260	44260	44260	44260	39342	39342	14753	49178	49178	49178	49178	49178	49178	44260
			FEED	1082	1082	1082	1082	885	885	885	885	708	708	207	1377	1377	1377	1377	1377	1377	1151
			Ap	0.003	0.003	0.003	0.003	0.003	0.003	0.002	0.002	0.002	0.002	0.001	0.005	0.005	0.005	0.005	0.005	0.005	0.004
H	38.1	Hardened steel	Vc	31	31	31	31	28	28	28	28	25	25	9	46	46	46	46	46	46	42
			fz	0.011	0.011	0.011	0.011	0.010	0.010	0.010	0.010	0.009	0.009	0.007	0.014	0.014	0.014	0.014	0.014	0.014	0.013
			RPM	49178	49178	49178	49178	44260	44260	44260	44260	39342	39342	14753	49178	49178	49178	49178	49178	49178	44260
			FEED	1082	1082	1082	1082	885	885	885	885	708	708	207	1377	1377	1377	1377	1377	1377	1151
			Ap	0.003	0.003	0.003	0.003	0.003	0.003	0.002	0.002	0.002	0.002	0.001	0.005	0.005	0.005	0.005	0.005	0.005	0.004
	38.2		Vc	29	29	29	29	26	26	26	26	23	23	9	41	41	41	41	41	41	37
			fz	0.010	0.010	0.010	0.010	0.009	0.009	0.009	0.009	0.008	0.008	0.006	0.013	0.013	0.013	0.013	0.013	0.013	0.012
			RPM	45900	45900	45900	45900	41310	41310	41310	41310	36720	36720	13770	43714	43714	43714	43714	43714	43714	39343
			FEED	918	918	918	918	744	744	744	744	588	588	165	1137	1137	1137	1137	1137	1137	944
			Ap	0.003	0.003	0.003	0.003	0.003	0.003	0.002	0.002	0.002	0.002	0.001	0.005	0.005	0.005	0.005	0.005	0.005	0.004
	39.1		Vc	26	26	26	26	23	23	23	23	21	21	8	41	41	41	41	41	41	37
			fz	0.010	0.010	0.010	0.010	0.009	0.009	0.009	0.009	0.008	0.008	0.006	0.012	0.012	0.012	0.012	0.012	0.012	0.011
			RPM	40983	40983	40983	40983	36885	36885	36885	36885	32786	32786	12295	43714	43714	43714	43714	43714	43714	39343
			FEED	820	820	820	820	664	664	664	664	525	525	148	1049	1049	1049	1049	1049	1049	866
			Ap	0.003	0.003	0.003	0.003	0.003	0.003	0.002	0.002	0.002	0.002	0.001	0.005	0.005	0.005	0.004	0.004	0.004	0.004
	39.2		Vc	21	21	21	21	19	19	19	19	16	16	6	36	36	36	36	36	36	32
			fz	0.010	0.010	0.010	0.010	0.009	0.009	0.009	0.009	0.008	0.008	0.006	0.012	0.012	0.012	0.012	0.012	0.012	0.011
			RPM	32786	32786	32786	32786	29507	29507	29507	29507	26229	26229	9836	38250	38250	38250	38250	38250	38250	34425
			FEED	656	656	656	656	531	531	531	531	420	420	118	918	918	918	918	918	918	757
			Ap	0.003	0.003	0.003	0.003	0.003	0.003	0.002	0.002	0.002	0.002	0.001	0.005	0.005	0.005	0.004	0.004	0.004	0.004
	39.3		Vc	21	21	21	21	19	19	19	19	16	16	6	31	31	31	31	31	31	28
			fz	0.009	0.009	0.009	0.009	0.008	0.008	0.008	0.008	0.007	0.007	0.005	0.011	0.011	0.011	0.011	0.011	0.011	0.010
			RPM	32786	32786	32786	32786	29507	29507	29507	29507	26229	26229	9836	32786	32786	32786	32786	32786	32786	29507
			FEED	590	590	590	590	472	472	472	472	367	367	98	721	721	721	721	721	721	590
			Ap	0.003	0.003	0.002	0.002	0.002	0.002	0.002	0.002	0.002	0.002	0.001	0.004	0.004	0.004	0.004	0.004	0.004	0.003
	40	Chilled Cast Iron	Vc	31	31	31	31	28	28	28	28	25	25	9	46	46	46	46	46	46	42
			fz	0.011	0.011	0.011	0.011	0.010	0.010	0.010	0.010	0.009	0.009	0.007	0.014	0.014	0.014	0.014	0.014	0.014	0.013
			RPM	49178	49178	49178	49178	44260	44260	44260	44260	39342	39342	14753	49178	49178	49178	49178	49178	49178	44260
			FEED	1082	1082	1082	1082	885	885	885	885	708	708	207	1377	1377	1377	1377	1377	1377	1151
			Ap	0.003	0.003	0.003	0.003	0.003	0.003	0.002	0.002	0.002	0.002	0.001	0.005	0.005	0.005	0.005	0.005	0.005	0.004
	41	Hardened Cast Iron	Vc	29	29	29	29	26	26	26	26	23	23	9	41	41	41	41	41	41	37
			fz	0.010	0.010	0.010	0.010	0.009	0.009	0.009	0.009	0.008	0.008	0.006	0.013	0.013	0.013	0.013	0.013	0.013	0.012
			RPM	45900	45900	45900	45900	41310	41310	41310	41310	36720	36720	13770	43714	43714	43714	43714	43714	43714	39343
			FEED	918	918	918	918	744	744	744	744	588	588	165	1137	1137	1137	1137	1137	1137	944
			Ap	0.003	0.003	0.003	0.003	0.003	0.003	0.002	0.002	0.002	0.002	0.001	0.005	0.005	0.005	0.005	0.005	0.005	0.004

▶ NEXT PAGE

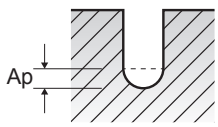

X1-EH END MILLS

RECOMMENDED CUTTING CONDITIONS
EMPFOHLENE SCHNEIDPARAMETER

Vc = m/min.
fz = mm/tooth
RPM = rev./min.
FEED = mm/min.
Ap = mm
LBS = Length Below Shank

HPI91, HPI92 SERIES — 2 FLUTE BALL NOSE for RIB PROCESSING

ISO	VDI 3323	Parameter	Diameter (Ø)																					
			0.3	0.3	0.3	0.3	0.3	0.3	0.3	0.3	0.4	0.4	0.4	0.4	0.4	0.4	0.4	0.4	0.4	0.4	0.4	0.4	0.4	0.5
		LBS	2	2.25	2.5	3	3.5	4	5	7	0.5	0.8	1	1.5	2	2.5	3	3.5	4	4.5	5	6	7	1
P	5	Vc	42	42	42	42	37	37	28	14	67	67	67	67	67	60	60	60	60	54	54	54	40	82
		fz	0.014	0.014	0.014	0.014	0.012	0.012	0.011	0.009	0.019	0.019	0.019	0.019	0.019	0.017	0.017	0.017	0.017	0.015	0.015	0.015	0.013	0.024
		RPM	44260	44260	44260	44260	39342	39342	29507	14753	53277	53277	53277	53277	53277	47949	47949	47949	47949	42622	42622	42622	31966	52458
		FEED	1239	1239	1239	1239	944	944	649	266	2025	2025	2025	2025	2025	1630	1630	1630	1630	1279	1279	1279	831	2518
		Ap	0.005	0.005	0.004	0.004	0.004	0.004	0.003	0.002	0.008	0.008	0.008	0.007	0.007	0.006	0.006	0.006	0.006	0.006	0.006	0.005	0.004	0.010
	8-9	Vc	42	42	42	42	37	37	28	14	67	67	67	67	67	60	60	60	60	54	54	54	40	82
		fz	0.014	0.014	0.014	0.014	0.012	0.012	0.011	0.009	0.019	0.019	0.019	0.019	0.019	0.017	0.017	0.017	0.017	0.015	0.015	0.015	0.013	0.024
		RPM	44260	44260	44260	44260	39342	39342	29507	14753	53277	53277	53277	53277	53277	47949	47949	47949	47949	42622	42622	42622	31966	52458
		FEED	1239	1239	1239	1239	944	944	649	266	2025	2025	2025	2025	2025	1630	1630	1630	1630	1279	1279	1279	831	2518
		Ap	0.005	0.005	0.004	0.004	0.004	0.004	0.003	0.002	0.008	0.008	0.008	0.007	0.007	0.006	0.006	0.006	0.006	0.006	0.006	0.005	0.004	0.010
	11.1	Vc	42	42	42	42	37	37	28	14	67	67	67	67	67	60	60	60	60	54	54	54	40	82
		fz	0.014	0.014	0.014	0.014	0.012	0.012	0.011	0.009	0.019	0.019	0.019	0.019	0.019	0.017	0.017	0.017	0.017	0.015	0.015	0.015	0.013	0.024
		RPM	44260	44260	44260	44260	39342	39342	29507	14753	53277	53277	53277	53277	53277	47949	47949	47949	47949	42622	42622	42622	31966	52458
		FEED	1239	1239	1239	1239	944	944	649	266	2025	2025	2025	2025	2025	1630	1630	1630	1630	1279	1279	1279	831	2518
		Ap	0.005	0.005	0.004	0.004	0.004	0.004	0.003	0.002	0.008	0.008	0.008	0.007	0.007	0.006	0.006	0.006	0.006	0.006	0.006	0.005	0.004	0.010
	11.2	Vc	42	42	42	42	37	37	28	14	67	67	67	67	67	60	60	60	60	54	54	54	40	82
		fz	0.013	0.013	0.013	0.013	0.011	0.011	0.010	0.008	0.017	0.017	0.017	0.017	0.017	0.015	0.015	0.015	0.015	0.014	0.014	0.014	0.012	0.021
		RPM	44260	44260	44260	44260	39342	39342	29507	14753	53277	53277	53277	53277	53277	47949	47949	47949	47949	42622	42622	42622	31966	52458
		FEED	1151	1151	1151	1151	866	866	590	236	1811	1811	1811	1811	1811	1438	1438	1438	1438	1193	1193	1193	767	2203
		Ap	0.004	0.004	0.004	0.004	0.004	0.003	0.003	0.001	0.007	0.007	0.007	0.006	0.006	0.005	0.005	0.005	0.005	0.005	0.005	0.004	0.003	0.009
H	38.1	Vc	42	42	42	42	37	37	28	14	67	67	67	67	67	60	60	60	60	54	54	54	40	82
		fz	0.013	0.013	0.013	0.013	0.011	0.011	0.010	0.008	0.017	0.017	0.017	0.017	0.017	0.015	0.015	0.015	0.015	0.014	0.014	0.014	0.012	0.021
		RPM	44260	44260	44260	44260	39342	39342	29507	14753	53277	53277	53277	53277	53277	47949	47949	47949	47949	42622	42622	42622	31966	52458
		FEED	1151	1151	1151	1151	866	866	590	236	1811	1811	1811	1811	1811	1438	1438	1438	1438	1193	1193	1193	767	2203
		Ap	0.004	0.004	0.004	0.004	0.004	0.003	0.003	0.001	0.007	0.007	0.007	0.006	0.006	0.005	0.005	0.005	0.005	0.005	0.005	0.004	0.003	0.009
	38.2	Vc	37	37	37	37	33	33	25	12	57	57	57	57	57	51	51	51	51	45	45	45	34	72
		fz	0.012	0.012	0.012	0.012	0.010	0.010	0.009	0.008	0.017	0.017	0.017	0.017	0.017	0.015	0.015	0.015	0.015	0.014	0.014	0.014	0.012	0.021
		RPM	39343	39343	39343	39343	34971	34971	26228	13114	45081	45081	45081	45081	45081	40573	40573	40573	40573	36065	36065	36065	27049	45900
		FEED	944	944	944	944	699	699	472	210	1533	1533	1533	1533	1533	1217	1217	1217	1217	1010	1010	1010	649	1928
		Ap	0.004	0.004	0.004	0.004	0.004	0.003	0.003	0.001	0.007	0.007	0.007	0.006	0.006	0.005	0.005	0.005	0.005	0.005	0.005	0.004	0.003	0.009
	39.1	Vc	37	37	37	37	33	33	25	12	52	52	52	52	52	46	46	46	46	41	41	41	31	67
		fz	0.011	0.011	0.011	0.011	0.010	0.010	0.008	0.007	0.015	0.015	0.015	0.015	0.015	0.014	0.014	0.014	0.014	0.012	0.012	0.012	0.011	0.019
		RPM	39343	39343	39343	39343	34971	34971	26228	13114	40983	40983	40983	40983	40983	36885	36885	36885	36885	32786	32786	32786	24590	42621
		FEED	866	866	866	866	699	699	420	184	1229	1229	1229	1229	1229	1033	1033	1033	1033	787	787	787	541	1620
		Ap	0.004	0.004	0.003	0.003	0.003	0.003	0.002	0.001	0.006	0.006	0.006	0.006	0.006	0.005	0.005	0.004	0.004	0.004	0.004	0.004	0.003	0.008
	39.2	Vc	32	32	32	32	29	29	22	11	46	46	46	46	46	42	42	42	42	37	37	37	28	57
		fz	0.011	0.011	0.011	0.011	0.010	0.010	0.008	0.007	0.015	0.015	0.015	0.015	0.015	0.014	0.014	0.014	0.014	0.012	0.012	0.012	0.011	0.019
		RPM	34425	34425	34425	34425	30600	30600	22950	11475	36884	36884	36884	36884	36884	33196	33196	33196	33196	29507	29507	29507	22130	36064
		FEED	757	757	757	757	612	612	367	161	1107	1107	1107	1107	1107	929	929	929	929	708	708	708	487	1370
		Ap	0.004	0.004	0.003	0.003	0.003	0.003	0.002	0.001	0.006	0.006	0.006	0.006	0.006	0.005	0.005	0.004	0.004	0.004	0.004	0.004	0.003	0.008
	39.3	Vc	28	28	28	28	25	25	19	9	41	41	41	41	41	37	37	37	37	33	33	33	25	52
		fz	0.010	0.010	0.010	0.010	0.009	0.009	0.008	0.007	0.014	0.014	0.014	0.014	0.014	0.013	0.013	0.013	0.013	0.011	0.011	0.011	0.010	0.017
		RPM	29507	29507	29507	29507	26229	26229	19672	9836	32786	32786	32786	32786	32786	29507	29507	29507	29507	26229	26229	26229	19672	32786
		FEED	590	590	590	590	472	472	315	138	918	918	918	918	918	767	767	767	767	577	577	577	393	1115
		Ap	0.003	0.003	0.003	0.003	0.003	0.003	0.002	0.001	0.005	0.005	0.005	0.005	0.005	0.004	0.004	0.004	0.004	0.004	0.004	0.003	0.003	0.007
	40	Vc	42	42	42	42	37	37	28	14	67	67	67	67	67	60	60	60	60	54	54	54	40	82
		fz	0.013	0.013	0.013	0.013	0.011	0.011	0.010	0.008	0.017	0.017	0.017	0.017	0.017	0.015	0.015	0.015	0.015	0.014	0.014	0.014	0.012	0.021
		RPM	44260	44260	44260	44260	39342	39342	29507	14753	53277	53277	53277	53277	53277	47949	47949	47949	47949	42622	42622	42622	31966	52458
		FEED	1151	1151	1151	1151	866	866	590	236	1811	1811	1811	1811	1811	1438	1438	1438	1438	1193	1193	1193	767	2203
		Ap	0.004	0.004	0.004	0.004	0.004	0.003	0.003	0.001	0.007	0.007	0.007	0.006	0.006	0.005	0.005	0.005	0.005	0.005	0.005	0.004	0.003	0.009
	41	Vc	37	37	37	37	33	33	25	12	57	57	57	57	57	51	51	51	51	45	45	45	34	72
		fz	0.012	0.012	0.012	0.012	0.010	0.010	0.009	0.008	0.017	0.017	0.017	0.017	0.017	0.015	0.015	0.015	0.015	0.014	0.014	0.014	0.012	0.021
		RPM	39343	39343	39343	39343	34971	34971	26228	13114	45081	45081	45081	45081	45081	40573	40573	40573	40573	36065	36065	36065	27049	45900
		FEED	944	944	944	944	699	699	472	210	1533	1533	1533	1533	1533	1217	1217	1217	1217	1010	1010	1010	649	1928
		Ap	0.004	0.004	0.004	0.004	0.004	0.003	0.003	0.001	0.007	0.007	0.007	0.006	0.006	0.005	0.005	0.005	0.005	0.005	0.005	0.004	0.003	0.009

▶ NEXT PAGE

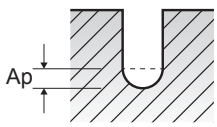

X1-EH END MILLS

RECOMMENDED CUTTING CONDITIONS
EMPFOHLENE SCHNEIDPARAMETER

Vc = m/min.
fz = mm/tooth
RPM = rev./min.
FEED = mm/min.
Ap = mm
LBS = Length Below Shank

HPI91, HPI92 SERIES — 2 FLUTE BALL NOSE FOR RIB PROCESSING

ISO	VDI 3323	Parameter	Diameter (Ø)																				
			0.5	0.5	0.5	0.5	0.5	0.5	0.5	0.5	0.5	0.5	0.5	0.5	0.5	0.6	0.6	0.6	0.6	0.6	0.6	0.6	0.6
		LBS	1.25	1.5	2	2.5	3	3.5	4	4.5	5	5.5	6	8	10	1	1.5	2	2.5	3	3.5	4	4.5
P	5	Vc	82	82	82	82	74	74	74	74	74	66	66	49	49	98	98	98	98	98	88	88	88
		fz	0.024	0.024	0.024	0.024	0.022	0.022	0.022	0.022	0.022	0.019	0.019	0.017	0.017	0.029	0.029	0.029	0.029	0.029	0.026	0.026	0.026
		RPM	52458	52458	52458	52458	47212	47212	47212	47212	47212	41966	41966	31475	31475	51911	51911	51911	51911	51911	46720	46720	46720
		FEED	2518	2518	2518	2518	2077	2077	2077	2077	2077	1595	1595	1070	1070	3011	3011	3011	3011	3011	2429	2429	2429
		Ap	0.010	0.010	0.009	0.009	0.008	0.008	0.008	0.007	0.007	0.007	0.007	0.007	0.005	0.012	0.012	0.011	0.011	0.011	0.010	0.010	0.010
	8-9	Vc	82	82	82	82	74	74	74	74	74	66	66	49	49	98	98	98	98	98	88	88	88
		fz	0.024	0.024	0.024	0.024	0.022	0.022	0.022	0.022	0.022	0.019	0.019	0.017	0.017	0.029	0.029	0.029	0.029	0.029	0.026	0.026	0.026
		RPM	52458	52458	52458	52458	47212	47212	47212	47212	47212	41966	41966	31475	31475	51911	51911	51911	51911	51911	46720	46720	46720
		FEED	2518	2518	2518	2518	2077	2077	2077	2077	2077	1595	1595	1070	1070	3011	3011	3011	3011	3011	2429	2429	2429
		Ap	0.010	0.010	0.009	0.009	0.008	0.008	0.008	0.007	0.007	0.007	0.007	0.007	0.005	0.012	0.012	0.011	0.011	0.011	0.010	0.010	0.010
	11.1	Vc	82	82	82	82	74	74	74	74	74	66	66	49	49	98	98	98	98	98	88	88	88
		fz	0.024	0.024	0.024	0.024	0.022	0.022	0.022	0.022	0.022	0.019	0.019	0.017	0.017	0.029	0.029	0.029	0.029	0.029	0.026	0.026	0.026
		RPM	52458	52458	52458	52458	47212	47212	47212	47212	47212	41966	41966	31475	31475	51911	51911	51911	51911	51911	46720	46720	46720
		FEED	2518	2518	2518	2518	2077	2077	2077	2077	2077	1595	1595	1070	1070	3011	3011	3011	3011	3011	2429	2429	2429
		Ap	0.010	0.010	0.009	0.009	0.008	0.008	0.008	0.007	0.007	0.007	0.007	0.007	0.005	0.012	0.012	0.011	0.011	0.011	0.010	0.010	0.010
	11.2	Vc	82	82	82	82	74	74	74	74	74	66	66	49	49	98	98	98	98	98	88	88	88
		fz	0.021	0.021	0.021	0.021	0.019	0.019	0.019	0.019	0.019	0.017	0.017	0.015	0.015	0.025	0.025	0.025	0.025	0.025	0.023	0.023	0.023
		RPM	52458	52458	52458	52458	47212	47212	47212	47212	47212	41966	41966	31475	31475	51911	51911	51911	51911	51911	46720	46720	46720
		FEED	2203	2203	2203	2203	1794	1794	1794	1794	1794	1427	1427	944	944	2596	2596	2596	2596	2596	2149	2149	2149
		Ap	0.009	0.009	0.008	0.008	0.007	0.007	0.007	0.006	0.006	0.006	0.006	0.006	0.004	0.010	0.010	0.009	0.009	0.009	0.008	0.008	0.008
H	38.1	Vc	82	82	82	82	74	74	74	74	74	66	66	49	49	98	98	98	98	98	88	88	88
		fz	0.021	0.021	0.021	0.021	0.019	0.019	0.019	0.019	0.019	0.017	0.017	0.015	0.015	0.025	0.025	0.025	0.025	0.025	0.023	0.023	0.023
		RPM	52458	52458	52458	52458	47212	47212	47212	47212	47212	41966	41966	31475	31475	51911	51911	51911	51911	51911	46720	46720	46720
		FEED	2203	2203	2203	2203	1794	1794	1794	1794	1794	1427	1427	944	944	2596	2596	2596	2596	2596	2149	2149	2149
		Ap	0.009	0.009	0.008	0.008	0.007	0.007	0.007	0.006	0.006	0.006	0.006	0.006	0.004	0.010	0.010	0.009	0.009	0.009	0.008	0.008	0.008
	38.2	Vc	72	72	72	72	65	65	65	65	65	58	58	43	43	88	88	88	88	88	79	79	79
		fz	0.021	0.021	0.021	0.021	0.019	0.019	0.019	0.019	0.019	0.017	0.017	0.015	0.015	0.024	0.024	0.024	0.024	0.024	0.022	0.022	0.022
		RPM	45900	45900	45900	45900	41310	41310	41310	41310	41310	36720	36720	27540	27540	46447	46447	46447	46447	46447	41802	41802	41802
		FEED	1928	1928	1928	1928	1570	1570	1570	1570	1570	1248	1248	826	826	2229	2229	2229	2229	2229	1839	1839	1839
		Ap	0.009	0.009	0.008	0.008	0.007	0.007	0.007	0.006	0.006	0.006	0.006	0.006	0.004	0.010	0.010	0.009	0.009	0.009	0.008	0.008	0.008
	39.1	Vc	67	67	67	67	60	60	60	60	60	54	54	40	40	77	77	77	77	77	70	70	70
		fz	0.019	0.019	0.019	0.019	0.017	0.017	0.017	0.017	0.017	0.015	0.015	0.013	0.013	0.023	0.023	0.023	0.023	0.023	0.021	0.021	0.021
		RPM	42621	42621	42621	42621	38359	38359	38359	38359	38359	34097	34097	25573	25573	40983	40983	40983	40983	40983	36885	36885	36885
		FEED	1620	1620	1620	1620	1304	1304	1304	1304	1304	1023	1023	665	665	1885	1885	1885	1885	1885	1549	1549	1549
		Ap	0.008	0.008	0.007	0.007	0.006	0.006	0.006	0.006	0.006	0.006	0.006	0.005	0.004	0.010	0.010	0.009	0.009	0.009	0.008	0.008	0.008
	39.2	Vc	57	57	57	57	51	51	51	51	51	45	45	34	34	67	67	67	67	67	60	60	60
		fz	0.019	0.019	0.019	0.019	0.017	0.017	0.017	0.017	0.017	0.015	0.015	0.013	0.013	0.023	0.023	0.023	0.023	0.023	0.021	0.021	0.021
		RPM	36064	36064	36064	36064	32458	32458	32458	32458	32458	28851	28851	21638	21638	35519	35519	35519	35519	35519	31967	31967	31967
		FEED	1370	1370	1370	1370	1104	1104	1104	1104	1104	866	866	563	563	1634	1634	1634	1634	1634	1343	1343	1343
		Ap	0.008	0.008	0.007	0.007	0.006	0.006	0.006	0.006	0.006	0.006	0.006	0.005	0.004	0.010	0.010	0.009	0.009	0.009	0.008	0.008	0.008
	39.3	Vc	52	52	52	52	46	46	46	46	46	41	41	31	31	62	62	62	62	62	56	56	56
		fz	0.017	0.017	0.017	0.017	0.015	0.015	0.015	0.015	0.015	0.014	0.014	0.012	0.012	0.022	0.022	0.022	0.022	0.022	0.020	0.020	0.020
		RPM	32786	32786	32786	32786	29507	29507	29507	29507	29507	26229	26229	19672	19672	32786	32786	32786	32786	32786	29507	29507	29507
		FEED	1115	1115	1115	1115	885	885	885	885	885	734	734	472	472	1443	1443	1443	1443	1443	1180	1180	1180
		Ap	0.007	0.007	0.006	0.006	0.005	0.005	0.005	0.005	0.005	0.005	0.005	0.004	0.003	0.008	0.008	0.007	0.007	0.007	0.006	0.006	0.006
	40	Vc	82	82	82	82	74	74	74	74	74	66	66	49	49	98	98	98	98	98	88	88	88
		fz	0.021	0.021	0.021	0.021	0.019	0.019	0.019	0.019	0.019	0.017	0.017	0.015	0.015	0.025	0.025	0.025	0.025	0.025	0.023	0.023	0.023
		RPM	52458	52458	52458	52458	47212	47212	47212	47212	47212	41966	41966	31475	31475	51911	51911	51911	51911	51911	46720	46720	46720
		FEED	2203	2203	2203	2203	1794	1794	1794	1794	1794	1427	1427	944	944	2596	2596	2596	2596	2596	2149	2149	2149
		Ap	0.009	0.009	0.008	0.008	0.007	0.007	0.007	0.006	0.006	0.006	0.006	0.006	0.004	0.010	0.010	0.009	0.009	0.009	0.008	0.008	0.008
	41	Vc	72	72	72	72	65	65	65	65	65	58	58	43	43	88	88	88	88	88	79	79	79
		fz	0.021	0.021	0.021	0.021	0.019	0.019	0.019	0.019	0.019	0.017	0.017	0.015	0.015	0.024	0.024	0.024	0.024	0.024	0.022	0.022	0.022
		RPM	45900	45900	45900	45900	41310	41310	41310	41310	41310	36720	36720	27540	27540	46447	46447	46447	46447	46447	41802	41802	41802
		FEED	1928	1928	1928	1928	1570	1570	1570	1570	1570	1248	1248	826	826	2229	2229	2229	2229	2229	1839	1839	1839
		Ap	0.009	0.009	0.008	0.008	0.007	0.007	0.007	0.006	0.006	0.006	0.006	0.006	0.004	0.010	0.010	0.009	0.009	0.009	0.008	0.008	0.008

▶ NEXT PAGE

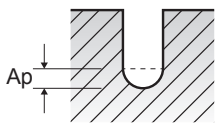

X1-EH END MILLS

RECOMMENDED CUTTING CONDITIONS
EMPFOHLENE SCHNEIDPARAMETER

Vc = m/min.
fz = mm/tooth
RPM = rev./min.
FEED = mm/min.
Ap = mm
LBS = Length Below Shank

HPI91, HPI92 SERIES — 2 FLUTE BALL NOSE for RIB PROCESSING

ISO	VDI 3323	Parameter	Diameter (Ø)																					
			0.6	0.6	0.6	0.6	0.6	0.6	0.6	0.6	0.7	0.7	0.7	0.7	0.8	0.8	0.8	0.8	0.8	0.8	0.8	0.8	0.8	0.9
		LBS	5	5.5	6	7	8	9	10	12	2	4	6	8	2	3	4	5	6	7	8	10	12	2
P	5	Vc	88	88	88	78	78	78	59	59	114	103	103	91	129	129	129	116	116	116	116	103	103	145
		fz	0.026	0.026	0.026	0.023	0.023	0.023	0.020	0.020	0.029	0.026	0.026	0.023	0.039	0.039	0.039	0.035	0.035	0.035	0.035	0.031	0.031	0.039
		RPM	46720	46720	46720	41529	41529	41529	31147	31147	51911	46720	46720	41529	51228	51228	51228	46105	46105	46105	46105	40982	40982	51228
		FEED	2429	2429	2429	1910	1910	1910	1246	1246	3011	2429	2429	1910	3996	3996	3996	3227	3227	3227	3227	2541	2541	3996
		Ap	0.008	0.008	0.008	0.008	0.008	0.008	0.006	0.006	0.014	0.011	0.010	0.010	0.016	0.014	0.014	0.013	0.013	0.011	0.011	0.011	0.010	0.018
	8-9	Vc	88	88	88	78	78	78	59	59	114	103	103	91	129	129	129	116	116	116	116	103	103	145
		fz	0.026	0.026	0.026	0.023	0.023	0.023	0.020	0.020	0.029	0.026	0.026	0.023	0.039	0.039	0.039	0.035	0.035	0.035	0.035	0.031	0.031	0.039
		RPM	46720	46720	46720	41529	41529	41529	31147	31147	51911	46720	46720	41529	51228	51228	51228	46105	46105	46105	46105	40982	40982	51228
		FEED	2429	2429	2429	1910	1910	1910	1246	1246	3011	2429	2429	1910	3996	3996	3996	3227	3227	3227	3227	2541	2541	3996
		Ap	0.008	0.008	0.008	0.008	0.008	0.008	0.006	0.006	0.014	0.011	0.010	0.010	0.016	0.014	0.014	0.013	0.013	0.011	0.011	0.011	0.010	0.018
	11.1	Vc	88	88	88	78	78	78	59	59	114	103	103	91	129	129	129	116	116	116	116	103	103	145
		fz	0.026	0.026	0.026	0.023	0.023	0.023	0.020	0.020	0.029	0.026	0.026	0.023	0.039	0.039	0.039	0.035	0.035	0.035	0.035	0.031	0.031	0.039
		RPM	46720	46720	46720	41529	41529	41529	31147	31147	51911	46720	46720	41529	51228	51228	51228	46105	46105	46105	46105	40982	40982	51228
		FEED	2429	2429	2429	1910	1910	1910	1246	1246	3011	2429	2429	1910	3996	3996	3996	3227	3227	3227	3227	2541	2541	3996
		Ap	0.008	0.008	0.008	0.008	0.008	0.008	0.006	0.006	0.014	0.011	0.010	0.010	0.016	0.014	0.014	0.013	0.013	0.011	0.011	0.011	0.010	0.018
	11.2	Vc	88	88	88	78	78	78	59	59	114	103	103	91	129	129	129	116	116	116	116	103	103	145
		fz	0.023	0.023	0.023	0.020	0.020	0.020	0.018	0.018	0.025	0.023	0.023	0.020	0.033	0.033	0.033	0.030	0.030	0.030	0.030	0.026	0.026	0.033
		RPM	46720	46720	46720	41529	41529	41529	31147	31147	51911	46720	46720	41529	51228	51228	51228	46105	46105	46105	46105	40982	40982	51228
		FEED	2149	2149	2149	1661	1661	1661	1121	1121	2596	2149	2149	1661	3381	3381	3381	2766	2766	2766	2766	2131	2131	3381
		Ap	0.007	0.007	0.007	0.007	0.007	0.007	0.005	0.005	0.012	0.010	0.008	0.008	0.014	0.012	0.012	0.011	0.011	0.010	0.010	0.010	0.009	0.015
H	38.1	Vc	88	88	88	78	78	78	59	59	114	103	103	91	129	129	129	116	116	116	116	103	103	145
		fz	0.023	0.023	0.023	0.020	0.020	0.020	0.018	0.018	0.025	0.023	0.023	0.020	0.033	0.033	0.033	0.030	0.030	0.030	0.030	0.026	0.026	0.033
		RPM	46720	46720	46720	41529	41529	41529	31147	31147	51911	46720	46720	41529	51228	51228	51228	46105	46105	46105	46105	40982	40982	51228
		FEED	2149	2149	2149	1661	1661	1661	1121	1121	2596	2149	2149	1661	3381	3381	3381	2766	2766	2766	2766	2131	2131	3381
		Ap	0.007	0.007	0.007	0.007	0.007	0.007	0.005	0.005	0.012	0.010	0.008	0.008	0.014	0.012	0.012	0.011	0.011	0.010	0.010	0.010	0.009	0.015
	38.2	Vc	79	79	79	70	70	70	53	53	102	92	92	82	118	118	118	107	107	107	107	95	95	133
		fz	0.022	0.022	0.022	0.019	0.019	0.019	0.017	0.017	0.024	0.022	0.022	0.019	0.033	0.033	0.033	0.030	0.030	0.030	0.030	0.026	0.026	0.033
		RPM	41802	41802	41802	37158	37158	37158	27868	27868	46447	41802	41802	37158	47130	47130	47130	42417	42417	42417	42417	37704	37704	47130
		FEED	1839	1839	1839	1412	1412	1412	948	948	2229	1839	1839	1412	3111	3111	3111	2545	2545	2545	2545	1961	1961	3111
		Ap	0.007	0.007	0.007	0.007	0.007	0.007	0.005	0.005	0.012	0.010	0.008	0.008	0.014	0.012	0.012	0.011	0.011	0.010	0.010	0.010	0.009	0.015
	39.1	Vc	70	70	70	62	62	62	46	46	90	81	81	72	103	103	103	93	93	93	93	82	82	116
		fz	0.021	0.021	0.021	0.018	0.018	0.018	0.016	0.016	0.023	0.021	0.021	0.018	0.030	0.030	0.030	0.027	0.027	0.027	0.027	0.024	0.024	0.030
		RPM	36885	36885	36885	32786	32786	32786	24590	24590	40983	36885	36885	32786	40983	40983	40983	36885	36885	36885	36885	32786	32786	40983
		FEED	1549	1549	1549	1180	1180	1180	787	787	1885	1549	1549	1180	2459	2459	2459	1992	1992	1992	1992	1574	1574	2459
		Ap	0.007	0.007	0.007	0.007	0.006	0.006	0.005	0.005	0.011	0.009	0.008	0.008	0.013	0.012	0.012	0.010	0.010	0.009	0.009	0.009	0.008	0.014
	39.2	Vc	60	60	60	54	54	54	40	40	78	70	70	62	93	93	93	83	83	83	83	74	74	104
		fz	0.021	0.021	0.021	0.018	0.018	0.018	0.016	0.016	0.023	0.021	0.021	0.018	0.030	0.030	0.030	0.027	0.027	0.027	0.027	0.024	0.024	0.030
		RPM	31967	31967	31967	28415	28415	28415	21311	21311	35519	31967	31967	28415	36884	36884	36884	33196	33196	33196	33196	29507	29507	36884
		FEED	1343	1343	1343	1023	1023	1023	682	682	1634	1343	1343	1023	2213	2213	2213	1793	1793	1793	1793	1416	1416	2213
		Ap	0.007	0.007	0.007	0.007	0.006	0.006	0.005	0.005	0.011	0.009	0.008	0.008	0.013	0.012	0.012	0.010	0.010	0.009	0.009	0.009	0.008	0.014
	39.3	Vc	56	56	56	49	49	49	37	37	72	65	65	58	82	82	82	74	74	74	74	66	66	93
		fz	0.020	0.020	0.020	0.018	0.018	0.018	0.015	0.015	0.022	0.020	0.020	0.018	0.029	0.029	0.029	0.026	0.026	0.026	0.026	0.023	0.023	0.029
		RPM	29507	29507	29507	26229	26229	26229	19672	19672	32786	29507	29507	26229	32786	32786	32786	29507	29507	29507	29507	26229	26229	32786
		FEED	1180	1180	1180	944	944	944	590	590	1443	1180	1180	944	1902	1902	1902	1534	1534	1534	1534	1207	1207	1902
		Ap	0.005	0.005	0.005	0.005	0.005	0.005	0.004	0.004	0.009	0.007	0.006	0.006	0.010	0.009	0.009	0.008	0.008	0.007	0.007	0.007	0.007	0.012
	40	Vc	88	88	88	78	78	78	59	59	114	103	103	91	129	129	129	116	116	116	116	103	103	145
		fz	0.023	0.023	0.023	0.020	0.020	0.020	0.018	0.018	0.025	0.023	0.023	0.020	0.033	0.033	0.033	0.030	0.030	0.030	0.030	0.026	0.026	0.033
		RPM	46720	46720	46720	41529	41529	41529	31147	31147	51911	46720	46720	41529	51228	51228	51228	46105	46105	46105	46105	40982	40982	51228
		FEED	2149	2149	2149	1661	1661	1661	1121	1121	2596	2149	2149	1661	3381	3381	3381	2766	2766	2766	2766	2131	2131	3381
		Ap	0.007	0.007	0.007	0.007	0.007	0.007	0.005	0.005	0.012	0.010	0.008	0.008	0.014	0.012	0.012	0.011	0.011	0.010	0.010	0.010	0.009	0.015
	41	Vc	79	79	79	70	70	70	53	53	102	92	92	82	118	118	118	107	107	107	107	95	95	133
		fz	0.022	0.022	0.022	0.019	0.019	0.019	0.017	0.017	0.024	0.022	0.022	0.019	0.033	0.033	0.033	0.030	0.030	0.030	0.030	0.026	0.026	0.033
		RPM	41802	41802	41802	37158	37158	37158	27868	27868	46447	41802	41802	37158	47130	47130	47130	42417	42417	42417	42417	37704	37704	47130
		FEED	1839	1839	1839	1412	1412	1412	948	948	2229	1839	1839	1412	3111	3111	3111	2545	2545	2545	2545	1961	1961	3111
		Ap	0.007	0.007	0.007	0.007	0.007	0.007	0.005	0.005	0.012	0.010	0.008	0.008	0.014	0.012	0.012	0.011	0.011	0.010	0.010	0.010	0.009	0.015

▶ NEXT PAGE

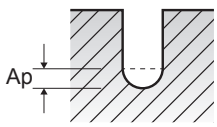

phone:+82-32-526-0909, www.yg1.solutions, E-mail:yg1@yg1.solutions
YG-1 CO., LTD.

X1-EH END MILLS

RECOMMENDED CUTTING CONDITIONS
EMPFOHLENE SCHNEIDPARAMETER

Vc = m/min.
fz = mm/tooth
RPM = rev./min.
FEED = mm/min.
Ap = mm
LBS = Length Below Shank

HPI91, HPI92 SERIES — 2 FLUTE BALL NOSE for RIB PROCESSING

ISO	VDI 3323	Para-meter	Diameter (Ø)																				
			0.9	0.9	0.9	1	1	1	1	1	1	1	1	1	1	1	1	1	1	1	1	1	1
		LBS	4	6	8	2	2.5	3	4	5	6	7	8	9	10	12	13	14	16	18	20	22	25
P	5	Vc	145	130	130	160	160	160	160	160	144	144	144	144	144	128	128	128	96	96	96	48	48
		fz	0.039	0.035	0.035	0.048	0.048	0.048	0.048	0.048	0.043	0.043	0.043	0.043	0.043	0.038	0.038	0.038	0.034	0.034	0.034	0.029	0.029
		RPM	51228	46105	46105	50818	50818	50818	50818	50818	45736	45736	45736	45736	45736	40654	40654	40654	30491	30491	30491	15245	15245
		FEED	3996	3227	3227	4879	4879	4879	4879	4879	3933	3933	3933	3933	3933	3090	3090	3090	2073	2073	2073	884	884
		Ap	0.016	0.014	0.013	0.020	0.020	0.020	0.018	0.018	0.016	0.016	0.016	0.014	0.014	0.014	0.014	0.013	0.013	0.010	0.010	0.005	0.005
	8-9	Vc	145	130	130	160	160	160	160	160	144	144	144	144	144	128	128	128	96	96	96	48	48
		fz	0.039	0.035	0.035	0.048	0.048	0.048	0.048	0.048	0.043	0.043	0.043	0.043	0.043	0.038	0.038	0.038	0.034	0.034	0.034	0.029	0.029
		RPM	51228	46105	46105	50818	50818	50818	50818	50818	45736	45736	45736	45736	45736	40654	40654	40654	30491	30491	30491	15245	15245
		FEED	3996	3227	3227	4879	4879	4879	4879	4879	3933	3933	3933	3933	3933	3090	3090	3090	2073	2073	2073	884	884
		Ap	0.016	0.014	0.013	0.020	0.020	0.020	0.018	0.018	0.016	0.016	0.016	0.014	0.014	0.014	0.014	0.013	0.013	0.010	0.010	0.005	0.005
	11.1	Vc	145	130	130	160	160	160	160	160	144	144	144	144	144	128	128	128	96	96	96	48	48
		fz	0.039	0.035	0.035	0.048	0.048	0.048	0.048	0.048	0.043	0.043	0.043	0.043	0.043	0.038	0.038	0.038	0.034	0.034	0.034	0.029	0.029
		RPM	51228	46105	46105	50818	50818	50818	50818	50818	45736	45736	45736	45736	45736	40654	40654	40654	30491	30491	30491	15245	15245
		FEED	3996	3227	3227	4879	4879	4879	4879	4879	3933	3933	3933	3933	3933	3090	3090	3090	2073	2073	2073	884	884
		Ap	0.016	0.014	0.013	0.020	0.020	0.020	0.018	0.018	0.016	0.016	0.016	0.014	0.014	0.014	0.014	0.013	0.013	0.010	0.010	0.005	0.005
	11.2	Vc	145	130	130	160	160	160	160	160	144	144	144	144	144	128	128	128	96	96	96	48	48
		fz	0.033	0.030	0.030	0.042	0.042	0.042	0.042	0.042	0.038	0.038	0.038	0.038	0.038	0.034	0.034	0.034	0.029	0.029	0.029	0.025	0.025
		RPM	51228	46105	46105	50818	50818	50818	50818	50818	45736	45736	45736	45736	45736	40654	40654	40654	30491	30491	30491	15245	15245
		FEED	3381	2766	2766	4269	4269	4269	4269	4269	3476	3476	3476	3476	3476	2764	2764	2764	1768	1768	1768	762	762
		Ap	0.014	0.012	0.011	0.017	0.017	0.017	0.015	0.015	0.014	0.014	0.014	0.012	0.012	0.012	0.012	0.011	0.011	0.009	0.009	0.004	0.004
H	38.1	Vc	145	130	130	160	160	160	160	160	144	144	144	144	144	128	128	128	96	96	96	48	48
		fz	0.033	0.030	0.030	0.042	0.042	0.042	0.042	0.042	0.038	0.038	0.038	0.038	0.038	0.034	0.034	0.034	0.029	0.029	0.029	0.025	0.025
		RPM	51228	46105	46105	50818	50818	50818	50818	50818	45736	45736	45736	45736	45736	40654	40654	40654	30491	30491	30491	15245	15245
		FEED	3381	2766	2766	4269	4269	4269	4269	4269	3476	3476	3476	3476	3476	2764	2764	2764	1768	1768	1768	762	762
		Ap	0.014	0.012	0.011	0.017	0.017	0.017	0.015	0.015	0.014	0.014	0.014	0.012	0.012	0.012	0.012	0.011	0.011	0.009	0.009	0.004	0.004
	38.2	Vc	133	120	120	144	144	144	144	144	130	130	130	130	130	115	115	115	87	87	87	43	43
		fz	0.033	0.030	0.030	0.042	0.042	0.042	0.042	0.042	0.038	0.038	0.038	0.038	0.038	0.034	0.034	0.034	0.029	0.029	0.029	0.025	0.025
		RPM	47130	42417	42417	45900	45900	45900	45900	45900	41310	41310	41310	41310	41310	36720	36720	36720	27540	27540	27540	13770	13770
		FEED	3111	2545	2545	3856	3856	3856	3856	3856	3140	3140	3140	3140	3140	2497	2497	2497	1597	1597	1597	689	689
		Ap	0.014	0.012	0.011	0.017	0.017	0.017	0.015	0.015	0.014	0.014	0.014	0.012	0.012	0.012	0.012	0.011	0.011	0.009	0.009	0.004	0.004
	39.1	Vc	116	104	104	129	129	129	129	129	116	116	116	116	116	103	103	103	77	77	77	39	39
		fz	0.030	0.027	0.027	0.038	0.038	0.038	0.038	0.038	0.034	0.034	0.034	0.034	0.034	0.030	0.030	0.030	0.027	0.027	0.027	0.023	0.023
		RPM	40983	36885	36885	40983	40983	40983	40983	40983	36885	36885	36885	36885	36885	32786	32786	32786	24590	24590	24590	12295	12295
		FEED	2459	1992	1992	3115	3115	3115	3115	3115	2508	2508	2508	2508	2508	1967	1967	1967	1328	1328	1328	566	566
		Ap	0.013	0.012	0.010	0.016	0.016	0.016	0.014	0.014	0.013	0.013	0.013	0.011	0.011	0.011	0.011	0.010	0.010	0.008	0.008	0.004	0.004
	39.2	Vc	104	94	94	113	113	113	113	113	102	102	102	102	102	91	91	91	68	68	68	34	34
		fz	0.030	0.027	0.027	0.037	0.037	0.037	0.037	0.037	0.033	0.033	0.033	0.033	0.033	0.030	0.030	0.030	0.026	0.026	0.026	0.022	0.022
		RPM	36884	33196	33196	36064	36064	36064	36064	36064	32458	32458	32458	32458	32458	28851	28851	28851	21638	21638	21638	10819	10819
		FEED	2213	1793	1793	2669	2669	2669	2669	2669	2142	2142	2142	2142	2142	1731	1731	1731	1125	1125	1125	476	476
		Ap	0.013	0.012	0.010	0.016	0.016	0.016	0.014	0.014	0.013	0.013	0.013	0.011	0.011	0.011	0.011	0.010	0.010	0.008	0.008	0.004	0.004
	39.3	Vc	93	83	83	113	113	113	113	113	102	102	102	102	102	91	91	91	68	68	68	34	34
		fz	0.029	0.026	0.026	0.033	0.033	0.033	0.033	0.033	0.030	0.030	0.030	0.030	0.030	0.026	0.026	0.026	0.023	0.023	0.023	0.020	0.020
		RPM	32786	29507	29507	36064	36064	36064	36064	36064	32458	32458	32458	32458	32458	28851	28851	28851	21638	21638	21638	10819	10819
		FEED	1902	1534	1534	2380	2380	2380	2380	2380	1947	1947	1947	1947	1947	1500	1500	1500	995	995	995	433	433
		Ap	0.011	0.009	0.008	0.013	0.013	0.013	0.012	0.012	0.010	0.010	0.010	0.009	0.009	0.009	0.009	0.008	0.008	0.007	0.007	0.003	0.003
	40	Vc	145	130	130	160	160	160	160	160	144	144	144	144	144	128	128	128	96	96	96	48	48
		fz	0.033	0.030	0.030	0.042	0.042	0.042	0.042	0.042	0.038	0.038	0.038	0.038	0.038	0.034	0.034	0.034	0.029	0.029	0.029	0.025	0.025
		RPM	51228	46105	46105	50818	50818	50818	50818	50818	45736	45736	45736	45736	45736	40654	40654	40654	30491	30491	30491	15245	15245
		FEED	3381	2766	2766	4269	4269	4269	4269	4269	3476	3476	3476	3476	3476	2764	2764	2764	1768	1768	1768	762	762
		Ap	0.014	0.012	0.011	0.017	0.017	0.017	0.015	0.015	0.014	0.014	0.014	0.012	0.012	0.012	0.012	0.011	0.011	0.009	0.009	0.004	0.004
	41	Vc	133	120	120	144	144	144	144	144	130	130	130	130	130	115	115	115	87	87	87	43	43
		fz	0.033	0.030	0.030	0.042	0.042	0.042	0.042	0.042	0.038	0.038	0.038	0.038	0.038	0.034	0.034	0.034	0.029	0.029	0.029	0.025	0.025
		RPM	47130	42417	42417	45900	45900	45900	45900	45900	41310	41310	41310	41310	41310	36720	36720	36720	27540	27540	27540	13770	13770
		FEED	3111	2545	2545	3856	3856	3856	3856	3856	3140	3140	3140	3140	3140	2497	2497	2497	1597	1597	1597	689	689
		Ap	0.014	0.012	0.011	0.017	0.017	0.017	0.015	0.015	0.014	0.014	0.014	0.012	0.012	0.012	0.012	0.011	0.011	0.009	0.009	0.004	0.004

▶ NEXT PAGE

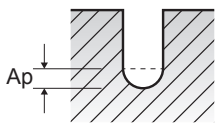

X1-EH END MILLS

RECOMMENDED CUTTING CONDITIONS
EMPFOHLENE SCHNEIDPARAMETER

Vc = m/min.
fz = mm/tooth
RPM = rev./min.
FEED = mm/min.
Ap = mm
LBS = Length Below Shank

HPI91, HPI92 SERIES — 2 FLUTE BALL NOSE for RIB PROCESSING

ISO	VDI 3323	Parameter	Diameter (Ø)																					
			1	1.2	1.2	1.2	1.2	1.2	1.2	1.2	1.2	1.4	1.4	1.4	1.5	1.5	1.5	1.5	1.5	1.5	1.5	1.5	1.5	1.5
		LBS	30	2.4	4	6	8	10	12	14	16	8	12	16	3	3.8	4	6	8	10	12	14	15	16
P	5	Vc	48	196	196	196	176	176	176	157	157	197	197	175	242	242	242	242	218	218	218	218	218	194
		fz	0.029	0.051	0.051	0.051	0.046	0.046	0.046	0.041	0.041	0.048	0.048	0.042	0.054	0.054	0.054	0.054	0.049	0.049	0.049	0.049	0.049	0.043
		RPM	15245	51911	51911	51911	46720	46720	46720	41529	41529	44814	44814	39834	51365	51365	51365	51365	46229	46229	46229	46229	46229	41092
		FEED	884	5295	5295	5295	4298	4298	4298	3405	3405	4302	4302	3346	5547	5547	5547	5547	4530	4530	4530	4530	4530	3534
		Ap	0.005	0.024	0.022	0.022	0.019	0.017	0.017	0.017	0.016	0.022	0.020	0.020	0.030	0.030	0.030	0.027	0.024	0.024	0.024	0.021	0.021	0.021
	8-9	Vc	48	196	196	196	176	176	176	157	157	197	197	175	242	242	242	242	218	218	218	218	218	194
		fz	0.029	0.051	0.051	0.051	0.046	0.046	0.046	0.041	0.041	0.048	0.048	0.042	0.054	0.054	0.054	0.054	0.049	0.049	0.049	0.049	0.049	0.043
		RPM	15245	51911	51911	51911	46720	46720	46720	41529	41529	44814	44814	39834	51365	51365	51365	51365	46229	46229	46229	46229	46229	41092
		FEED	884	5295	5295	5295	4298	4298	4298	3405	3405	4302	4302	3346	5547	5547	5547	5547	4530	4530	4530	4530	4530	3534
		Ap	0.005	0.024	0.022	0.022	0.019	0.017	0.017	0.017	0.016	0.022	0.020	0.020	0.030	0.030	0.030	0.027	0.024	0.024	0.024	0.021	0.021	0.021
	11.1	Vc	48	196	196	196	176	176	176	157	157	197	197	175	242	242	242	242	218	218	218	218	218	194
		fz	0.029	0.051	0.051	0.051	0.046	0.046	0.046	0.041	0.041	0.048	0.048	0.042	0.054	0.054	0.054	0.054	0.049	0.049	0.049	0.049	0.049	0.043
		RPM	15245	51911	51911	51911	46720	46720	46720	41529	41529	44814	44814	39834	51365	51365	51365	51365	46229	46229	46229	46229	46229	41092
		FEED	884	5295	5295	5295	4298	4298	4298	3405	3405	4302	4302	3346	5547	5547	5547	5547	4530	4530	4530	4530	4530	3534
		Ap	0.005	0.024	0.022	0.022	0.019	0.017	0.017	0.017	0.016	0.022	0.020	0.020	0.030	0.030	0.030	0.027	0.024	0.024	0.024	0.021	0.021	0.021
	11.2	Vc	48	185	185	185	167	167	167	148	148	189	189	168	232	232	232	232	209	209	209	209	209	185
		fz	0.025	0.045	0.045	0.045	0.041	0.041	0.041	0.036	0.036	0.041	0.041	0.037	0.047	0.047	0.047	0.047	0.042	0.042	0.042	0.042	0.042	0.038
		RPM	15245	49178	49178	49178	44260	44260	44260	39342	39342	42971	42971	38197	49178	49178	49178	49178	44260	44260	44260	44260	44260	39342
		FEED	762	4426	4426	4426	3585	3585	3585	2833	2833	3558	3558	2811	4623	4623	4623	4623	3718	3718	3718	3718	3718	2990
		Ap	0.004	0.020	0.018	0.018	0.016	0.014	0.014	0.014	0.013	0.019	0.017	0.017	0.026	0.026	0.026	0.023	0.020	0.020	0.020	0.018	0.018	0.018
H	38.1	Vc	48	185	185	185	167	167	167	148	148	189	189	168	232	232	232	232	209	209	209	209	209	185
		fz	0.025	0.045	0.045	0.045	0.041	0.041	0.041	0.036	0.036	0.041	0.041	0.037	0.047	0.047	0.047	0.047	0.042	0.042	0.042	0.042	0.042	0.038
		RPM	15245	49178	49178	49178	44260	44260	44260	39342	39342	42971	42971	38197	49178	49178	49178	49178	44260	44260	44260	44260	44260	39342
		FEED	762	4426	4426	4426	3585	3585	3585	2833	2833	3558	3558	2811	4623	4623	4623	4623	3718	3718	3718	3718	3718	2990
		Ap	0.004	0.020	0.018	0.018	0.016	0.014	0.014	0.014	0.013	0.019	0.017	0.017	0.026	0.026	0.026	0.023	0.020	0.020	0.020	0.018	0.018	0.018
	38.2	Vc	43	165	165	165	148	148	148	132	132	172	172	153	211	211	211	211	190	190	190	190	190	169
		fz	0.025	0.045	0.045	0.045	0.041	0.041	0.041	0.036	0.036	0.041	0.041	0.037	0.047	0.047	0.047	0.047	0.042	0.042	0.042	0.042	0.042	0.038
		RPM	13770	43714	43714	43714	39343	39343	39343	34971	34971	39084	39084	34742	44807	44807	44807	44807	40326	40326	40326	40326	40326	35846
		FEED	689	3934	3934	3934	3226	3226	3226	2518	2518	3205	3205	2571	4212	4212	4212	4212	3387	3387	3387	3387	3387	2724
		Ap	0.004	0.020	0.018	0.018	0.016	0.014	0.014	0.014	0.013	0.019	0.017	0.017	0.026	0.026	0.026	0.023	0.020	0.020	0.020	0.018	0.018	0.018
	39.1	Vc	39	149	149	149	134	134	134	119	119	147	147	130	180	180	180	180	162	162	162	162	162	144
		fz	0.023	0.039	0.039	0.039	0.035	0.035	0.035	0.031	0.031	0.037	0.037	0.033	0.042	0.042	0.042	0.042	0.038	0.038	0.038	0.038	0.038	0.034
		RPM	12295	39616	39616	39616	35654	35654	35654	31693	31693	33354	33354	29648	38250	38250	38250	38250	34425	34425	34425	34425	34425	30600
		FEED	566	3090	3090	3090	2496	2496	2496	1965	1965	2468	2468	1957	3213	3213	3213	3213	2616	2616	2616	2616	2616	2081
		Ap	0.004	0.019	0.017	0.017	0.015	0.013	0.013	0.013	0.012	0.018	0.016	0.016	0.024	0.024	0.024	0.022	0.019	0.019	0.019	0.017	0.017	0.017
	39.2	Vc	34	134	134	134	121	121	121	107	107	130	130	115	160	160	160	160	144	144	144	144	144	128
		fz	0.022	0.040	0.040	0.040	0.036	0.036	0.036	0.032	0.032	0.037	0.037	0.033	0.041	0.041	0.041	0.041	0.037	0.037	0.037	0.037	0.037	0.033
		RPM	10819	35519	35519	35519	31967	31967	31967	28415	28415	29466	29466	26192	33879	33879	33879	33879	30491	30491	30491	30491	30491	27103
		FEED	476	2842	2842	2842	2302	2302	2302	1819	1819	2180	2180	1729	2778	2778	2778	2778	2256	2256	2256	2256	2256	1789
		Ap	0.004	0.019	0.017	0.017	0.015	0.013	0.013	0.013	0.012	0.018	0.016	0.016	0.024	0.024	0.024	0.022	0.019	0.019	0.019	0.017	0.017	0.017
	39.3	Vc	34	118	118	118	107	107	107	95	95	117	117	104	144	144	144	144	130	130	130	130	130	115
		fz	0.020	0.038	0.038	0.038	0.034	0.034	0.034	0.030	0.030	0.035	0.035	0.031	0.039	0.039	0.039	0.039	0.035	0.035	0.035	0.035	0.035	0.031
		RPM	10819	31420	31420	31420	28278	28278	28278	25136	25136	26601	26601	23646	30600	30600	30600	30600	27540	27540	27540	27540	27540	24480
		FEED	433	2388	2388	2388	1923	1923	1923	1508	1508	1862	1862	1466	2387	2387	2387	2387	1928	1928	1928	1928	1928	1518
		Ap	0.003	0.016	0.014	0.014	0.012	0.011	0.011	0.011	0.010	0.015	0.013	0.013	0.020	0.020	0.020	0.018	0.016	0.016	0.016	0.014	0.014	0.014
	40	Vc	48	185	185	185	167	167	167	148	148	189	189	168	232	232	232	232	209	209	209	209	209	185
		fz	0.025	0.045	0.045	0.045	0.041	0.041	0.041	0.036	0.036	0.041	0.041	0.037	0.047	0.047	0.047	0.047	0.042	0.042	0.042	0.042	0.042	0.038
		RPM	15245	49178	49178	49178	44260	44260	44260	39342	39342	42971	42971	38197	49178	49178	49178	49178	44260	44260	44260	44260	44260	39342
		FEED	762	4426	4426	4426	3585	3585	3585	2833	2833	3558	3558	2811	4623	4623	4623	4623	3718	3718	3718	3718	3718	2990
		Ap	0.004	0.020	0.018	0.018	0.016	0.014	0.014	0.014	0.013	0.019	0.017	0.017	0.026	0.026	0.026	0.023	0.020	0.020	0.020	0.018	0.018	0.018
	41	Vc	43	165	165	165	148	148	148	132	132	172	172	153	211	211	211	211	190	190	190	190	190	169
		fz	0.025	0.045	0.045	0.045	0.041	0.041	0.041	0.036	0.036	0.041	0.041	0.037	0.047	0.047	0.047	0.047	0.042	0.042	0.042	0.042	0.042	0.038
		RPM	13770	43714	43714	43714	39343	39343	39343	34971	34971	39084	39084	34742	44807	44807	44807	44807	40326	40326	40326	40326	40326	35846
		FEED	689	3934	3934	3934	3226	3226	3226	2518	2518	3205	3205	2571	4212	4212	4212	4212	3387	3387	3387	3387	3387	2724
		Ap	0.004	0.020	0.018	0.018	0.016	0.014	0.014	0.014	0.013	0.019	0.017	0.017	0.026	0.026	0.026	0.023	0.020	0.020	0.020	0.018	0.018	0.018

▶ NEXT PAGE

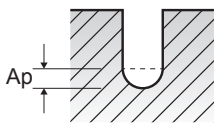

X1-EH END MILLS

RECOMMENDED CUTTING CONDITIONS
EMPFOHLENE SCHNEIDPARAMETER

Vc = m/min.
fz = mm/tooth
RPM = rev./min.
FEED = mm/min.
Ap = mm
LBS = Length Below Shank

HPI91, HPI92 SERIES — 2 FLUTE BALL NOSE for RIB PROCESSING

ISO	VDI 3323	Para-meter	Diameter (Ø)																				
			1.5	1.5	1.5	1.5	1.5	1.6	1.6	1.6	1.6	2	2	2	2	2	2	2	2	2	2	2	2
		LBS	18	20	22	25	30	8	12	16	20	3	4	6	8	10	12	13	14	16	18	20	22
P	5	Vc	194	194	194	145	145	258	232	232	206	319	319	319	319	319	287	287	287	287	287	287	255
		fz	0.043	0.043	0.043	0.038	0.038	0.055	0.050	0.050	0.044	0.057	0.057	0.057	0.057	0.057	0.051	0.051	0.051	0.051	0.051	0.051	0.046
		RPM	41092	41092	41092	30819	30819	51228	46105	46105	40982	50818	50818	50818	50818	50818	45736	45736	45736	45736	45736	45736	40654
		FEED	3534	3534	3534	2342	2342	5635	4611	4611	3606	5793	5793	5793	5793	5793	4665	4665	4665	4665	4665	4665	3740
		Ap	0.021	0.020	0.020	0.015	0.015	0.029	0.026	0.022	0.022	0.040	0.040	0.040	0.036	0.036	0.032	0.032	0.032	0.032	0.028	0.028	0.028
	8-9	Vc	194	194	194	145	145	258	232	232	206	319	319	319	319	319	287	287	287	287	287	287	255
		fz	0.043	0.043	0.043	0.038	0.038	0.055	0.050	0.050	0.044	0.057	0.057	0.057	0.057	0.057	0.051	0.051	0.051	0.051	0.051	0.051	0.046
		RPM	41092	41092	41092	30819	30819	51228	46105	46105	40982	50818	50818	50818	50818	50818	45736	45736	45736	45736	45736	45736	40654
		FEED	3534	3534	3534	2342	2342	5635	4611	4611	3606	5793	5793	5793	5793	5793	4665	4665	4665	4665	4665	4665	3740
		Ap	0.021	0.020	0.020	0.015	0.015	0.029	0.026	0.022	0.022	0.040	0.040	0.040	0.036	0.036	0.032	0.032	0.032	0.032	0.028	0.028	0.028
	11.1	Vc	194	194	194	145	145	258	232	232	206	319	319	319	319	319	287	287	287	287	287	287	255
		fz	0.043	0.043	0.043	0.038	0.038	0.055	0.050	0.050	0.044	0.057	0.057	0.057	0.057	0.057	0.051	0.051	0.051	0.051	0.051	0.051	0.046
		RPM	41092	41092	41092	30819	30819	51228	46105	46105	40982	50818	50818	50818	50818	50818	45736	45736	45736	45736	45736	45736	40654
		FEED	3534	3534	3534	2342	2342	5635	4611	4611	3606	5793	5793	5793	5793	5793	4665	4665	4665	4665	4665	4665	3740
		Ap	0.021	0.020	0.020	0.015	0.015	0.029	0.026	0.022	0.022	0.040	0.040	0.040	0.036	0.036	0.032	0.032	0.032	0.032	0.028	0.028	0.028
	11.2	Vc	185	185	185	139	139	247	222	222	198	309	309	309	309	309	278	278	278	278	278	278	247
		fz	0.038	0.038	0.038	0.033	0.033	0.048	0.043	0.043	0.038	0.050	0.050	0.050	0.050	0.050	0.045	0.045	0.045	0.045	0.045	0.045	0.040
		RPM	39342	39342	39342	29507	29507	49178	44260	44260	39342	49178	49178	49178	49178	49178	44260	44260	44260	44260	44260	44260	39342
		FEED	2990	2990	2990	1947	1947	4721	3806	3806	2990	4918	4918	4918	4918	4918	3983	3983	3983	3983	3983	3983	3147
		Ap	0.018	0.017	0.017	0.013	0.013	0.024	0.022	0.019	0.019	0.034	0.034	0.034	0.031	0.031	0.027	0.027	0.027	0.027	0.024	0.024	0.024
H	38.1	Vc	185	185	185	139	139	247	222	222	198	309	309	309	309	309	278	278	278	278	278	278	247
		fz	0.038	0.038	0.038	0.033	0.033	0.048	0.043	0.043	0.038	0.050	0.050	0.050	0.050	0.050	0.045	0.045	0.045	0.045	0.045	0.045	0.040
		RPM	39342	39342	39342	29507	29507	49178	44260	44260	39342	49178	49178	49178	49178	49178	44260	44260	44260	44260	44260	44260	39342
		FEED	2990	2990	2990	1947	1947	4721	3806	3806	2990	4918	4918	4918	4918	4918	3983	3983	3983	3983	3983	3983	3147
		Ap	0.018	0.017	0.017	0.013	0.013	0.024	0.022	0.019	0.019	0.034	0.034	0.034	0.031	0.031	0.027	0.027	0.027	0.027	0.024	0.024	0.024
	38.2	Vc	169	169	169	127	127	225	202	202	180	258	258	258	258	258	232	232	232	232	232	232	206
		fz	0.038	0.038	0.038	0.033	0.033	0.048	0.043	0.043	0.038	0.050	0.050	0.050	0.050	0.050	0.045	0.045	0.045	0.045	0.045	0.045	0.040
		RPM	35846	35846	35846	26884	26884	44671	40204	40204	35737	40983	40983	40983	40983	40983	36885	36885	36885	36885	36885	36885	32786
		FEED	2724	2724	2724	1774	1774	4288	3458	3458	2716	4098	4098	4098	4098	4098	3320	3320	3320	3320	3320	3320	2623
		Ap	0.018	0.017	0.017	0.013	0.013	0.024	0.022	0.019	0.019	0.034	0.034	0.034	0.031	0.031	0.027	0.027	0.027	0.027	0.024	0.024	0.024
	39.1	Vc	144	144	144	108	108	192	172	172	153	227	227	227	227	227	204	204	204	204	204	204	181
		fz	0.034	0.034	0.034	0.029	0.029	0.043	0.039	0.039	0.034	0.045	0.045	0.045	0.045	0.045	0.041	0.041	0.041	0.041	0.041	0.041	0.036
		RPM	30600	30600	30600	22950	22950	38114	34303	34303	30491	36064	36064	36064	36064	36064	32458	32458	32458	32458	32458	32458	28851
		FEED	2081	2081	2081	1331	1331	3278	2676	2676	2073	3246	3246	3246	3246	3246	2662	2662	2662	2662	2662	2662	2077
		Ap	0.017	0.016	0.016	0.012	0.012	0.023	0.020	0.018	0.018	0.032	0.032	0.032	0.029	0.029	0.026	0.026	0.026	0.026	0.022	0.022	0.022
	39.2	Vc	128	128	128	96	96	170	153	153	136	206	206	206	206	206	185	185	185	185	185	185	165
		fz	0.033	0.033	0.033	0.029	0.029	0.043	0.039	0.039	0.034	0.044	0.044	0.044	0.044	0.044	0.040	0.040	0.040	0.040	0.040	0.040	0.035
		RPM	27103	27103	27103	20327	20327	33811	30430	30430	27049	32786	32786	32786	32786	32786	29507	29507	29507	29507	29507	29507	26229
		FEED	1789	1789	1789	1179	1179	2908	2374	2374	1839	2885	2885	2885	2885	2885	2361	2361	2361	2361	2361	2361	1836
		Ap	0.017	0.016	0.016	0.012	0.012	0.023	0.020	0.018	0.018	0.032	0.032	0.032	0.029	0.029	0.026	0.026	0.026	0.026	0.022	0.022	0.022
	39.3	Vc	115	115	115	87	87	153	138	138	123	185	185	185	185	185	167	167	167	167	167	167	148
		fz	0.031	0.031	0.031	0.027	0.027	0.039	0.035	0.035	0.031	0.040	0.040	0.040	0.040	0.040	0.036	0.036	0.036	0.036	0.036	0.036	0.032
		RPM	24480	24480	24480	18360	18360	30532	27479	27479	24426	29507	29507	29507	29507	29507	26556	26556	26556	26556	26556	26556	23606
		FEED	1518	1518	1518	991	991	2381	1924	1924	1514	2361	2361	2361	2361	2361	1912	1912	1912	1912	1912	1912	1511
		Ap	0.014	0.013	0.013	0.010	0.010	0.019	0.017	0.015	0.015	0.026	0.026	0.026	0.023	0.023	0.021	0.021	0.021	0.021	0.018	0.018	0.018
	40	Vc	185	185	185	139	139	247	222	222	198	309	309	309	309	309	278	278	278	278	278	278	247
		fz	0.038	0.038	0.038	0.033	0.033	0.048	0.043	0.043	0.038	0.050	0.050	0.050	0.050	0.050	0.045	0.045	0.045	0.045	0.045	0.045	0.040
		RPM	39342	39342	39342	29507	29507	49178	44260	44260	39342	49178	49178	49178	49178	49178	44260	44260	44260	44260	44260	44260	39342
		FEED	2990	2990	2990	1947	1947	4721	3806	3806	2990	4918	4918	4918	4918	4918	3983	3983	3983	3983	3983	3983	3147
		Ap	0.018	0.017	0.017	0.013	0.013	0.024	0.022	0.019	0.019	0.034	0.034	0.034	0.031	0.031	0.027	0.027	0.027	0.027	0.024	0.024	0.024
	41	Vc	169	169	169	127	127	225	202	202	180	258	258	258	258	258	232	232	232	232	232	232	206
		fz	0.038	0.038	0.038	0.033	0.033	0.048	0.043	0.043	0.038	0.050	0.050	0.050	0.050	0.050	0.045	0.045	0.045	0.045	0.045	0.045	0.040
		RPM	35846	35846	35846	26884	26884	44671	40204	40204	35737	40983	40983	40983	40983	40983	36885	36885	36885	36885	36885	36885	32786
		FEED	2724	2724	2724	1774	1774	4288	3458	3458	2716	4098	4098	4098	4098	4098	3320	3320	3320	3320	3320	3320	2623
		Ap	0.018	0.017	0.017	0.013	0.013	0.024	0.022	0.019	0.019	0.034	0.034	0.034	0.031	0.031	0.027	0.027	0.027	0.027	0.024	0.024	0.024

▶ NEXT PAGE

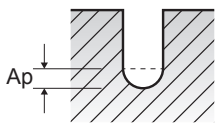

X1-EH END MILLS

RECOMMENDED CUTTING CONDITIONS
EMPFOHLENE SCHNEIDPARAMETER

Vc = m/min.
fz = mm/tooth
RPM = rev./min.
FEED = mm/min.
Ap = mm
LBS = Length Below Shank

HPI91, HPI92 SERIES — 2 FLUTE BALL NOSE for RIB PROCESSING

ISO	VDI 3323	Parameter	Diameter (Ø)																					
			2	2	2	2	2	2.5	2.5	2.5	2.5	2.5	2.5	2.5	2.5	3	3	3	3	3	3	3	3	3
		LBS	25	30	35	40	50	6	8	10	15	20	25	30	35	6	8	10	12	14	15	16	20	25
P	5	Vc	255	255	192	192	96	320	320	320	288	288	288	256	256	319	319	319	319	319	319	287	287	287
		fz	0.046	0.046	0.040	0.040	0.034	0.074	0.074	0.074	0.066	0.066	0.066	0.059	0.059	0.091	0.091	0.091	0.091	0.091	0.091	0.082	0.082	0.082
		RPM	40654	40654	30491	30491	15245	40685	40685	40685	36617	36617	36617	32548	32548	33879	33879	33879	33879	33879	33879	30491	30491	30491
		FEED	3740	3740	2439	2439	1037	6021	6021	6021	4833	4833	4833	3841	3841	6166	6166	6166	6166	6166	6166	5001	5001	5001
		Ap	0.028	0.026	0.020	0.020	0.010	0.050	0.045	0.045	0.040	0.040	0.035	0.035	0.033	0.060	0.060	0.054	0.054	0.054	0.054	0.048	0.048	0.042
	8-9	Vc	255	255	192	192	96	320	320	320	288	288	288	256	256	319	319	319	319	319	319	287	287	287
		fz	0.046	0.046	0.040	0.040	0.034	0.074	0.074	0.074	0.066	0.066	0.066	0.059	0.059	0.091	0.091	0.091	0.091	0.091	0.091	0.082	0.082	0.082
		RPM	40654	40654	30491	30491	15245	40685	40685	40685	36617	36617	36617	32548	32548	33879	33879	33879	33879	33879	33879	30491	30491	30491
		FEED	3740	3740	2439	2439	1037	6021	6021	6021	4833	4833	4833	3841	3841	6166	6166	6166	6166	6166	6166	5001	5001	5001
		Ap	0.028	0.026	0.020	0.020	0.010	0.050	0.045	0.045	0.040	0.040	0.035	0.035	0.033	0.060	0.060	0.054	0.054	0.054	0.054	0.048	0.048	0.042
	11.1	Vc	255	255	192	192	96	320	320	320	288	288	288	256	256	319	319	319	319	319	319	287	287	287
		fz	0.046	0.046	0.040	0.040	0.034	0.074	0.074	0.074	0.066	0.066	0.066	0.059	0.059	0.091	0.091	0.091	0.091	0.091	0.091	0.082	0.082	0.082
		RPM	40654	40654	30491	30491	15245	40685	40685	40685	36617	36617	36617	32548	32548	33879	33879	33879	33879	33879	33879	30491	30491	30491
		FEED	3740	3740	2439	2439	1037	6021	6021	6021	4833	4833	4833	3841	3841	6166	6166	6166	6166	6166	6166	5001	5001	5001
		Ap	0.028	0.026	0.020	0.020	0.010	0.050	0.045	0.045	0.040	0.040	0.035	0.035	0.033	0.060	0.060	0.054	0.054	0.054	0.054	0.048	0.048	0.042
	11.2	Vc	247	247	185	185	93	309	309	309	278	278	278	247	247	309	309	309	309	309	309	278	278	278
		fz	0.040	0.040	0.035	0.035	0.030	0.066	0.066	0.066	0.059	0.059	0.059	0.053	0.053	0.083	0.083	0.083	0.083	0.083	0.083	0.075	0.075	0.075
		RPM	39342	39342	29507	29507	14753	39295	39295	39295	35366	35366	35366	31436	31436	32786	32786	32786	32786	32786	32786	29507	29507	29507
		FEED	3147	3147	2065	2065	885	5187	5187	5187	4173	4173	4173	3332	3332	5442	5442	5442	5442	5442	5442	4426	4426	4426
		Ap	0.024	0.022	0.017	0.017	0.009	0.043	0.038	0.038	0.034	0.034	0.030	0.030	0.028	0.051	0.051	0.046	0.046	0.046	0.046	0.041	0.041	0.036
H	38.1	Vc	247	247	185	185	93	309	309	309	278	278	278	247	247	309	309	309	309	309	309	278	278	278
		fz	0.040	0.040	0.035	0.035	0.030	0.066	0.066	0.066	0.059	0.059	0.059	0.053	0.053	0.083	0.083	0.083	0.083	0.083	0.083	0.075	0.075	0.075
		RPM	39342	39342	29507	29507	14753	39295	39295	39295	35366	35366	35366	31436	31436	32786	32786	32786	32786	32786	32786	29507	29507	29507
		FEED	3147	3147	2065	2065	885	5187	5187	5187	4173	4173	4173	3332	3332	5442	5442	5442	5442	5442	5442	4426	4426	4426
		Ap	0.024	0.022	0.017	0.017	0.009	0.043	0.038	0.038	0.034	0.034	0.030	0.030	0.028	0.051	0.051	0.046	0.046	0.046	0.046	0.041	0.041	0.036
	38.2	Vc	206	206	155	155	77	257	257	257	232	232	232	206	206	258	258	258	258	258	258	232	232	232
		fz	0.040	0.040	0.035	0.035	0.030	0.063	0.063	0.063	0.056	0.056	0.056	0.050	0.050	0.075	0.075	0.075	0.075	0.075	0.075	0.068	0.068	0.068
		RPM	32786	32786	24590	24590	12295	32754	32754	32754	29479	29479	29479	26203	26203	27322	27322	27322	27322	27322	27322	24590	24590	24590
		FEED	2623	2623	1721	1721	738	4127	4127	4127	3302	3302	3302	2620	2620	4098	4098	4098	4098	4098	4098	3344	3344	3344
		Ap	0.024	0.022	0.017	0.017	0.009	0.043	0.038	0.038	0.034	0.034	0.030	0.030	0.028	0.051	0.051	0.046	0.046	0.046	0.046	0.041	0.041	0.036
	39.1	Vc	181	181	136	136	68	227	227	227	204	204	204	181	181	227	227	227	227	227	227	204	204	204
		fz	0.036	0.036	0.032	0.032	0.027	0.056	0.056	0.056	0.050	0.050	0.050	0.045	0.045	0.067	0.067	0.067	0.067	0.067	0.067	0.060	0.060	0.060
		RPM	28851	28851	21638	21638	10819	28840	28840	28840	25956	25956	25956	23072	23072	24043	24043	24043	24043	24043	24043	21639	21639	21639
		FEED	2077	2077	1385	1385	584	3230	3230	3230	2596	2596	2596	2076	2076	3222	3222	3222	3222	3222	3222	2597	2597	2597
		Ap	0.022	0.021	0.016	0.016	0.008	0.040	0.036	0.036	0.032	0.032	0.028	0.028	0.026	0.048	0.048	0.043	0.043	0.043	0.043	0.038	0.038	0.034
	39.2	Vc	165	165	124	124	62	206	206	206	186	186	186	165	165	206	206	206	206	206	206	185	185	185
		fz	0.035	0.035	0.031	0.031	0.026	0.055	0.055	0.055	0.050	0.050	0.050	0.044	0.044	0.067	0.067	0.067	0.067	0.067	0.067	0.060	0.060	0.060
		RPM	26229	26229	19672	19672	9836	26265	26265	26265	23639	23639	23639	21012	21012	21858	21858	21858	21858	21858	21858	19672	19672	19672
		FEED	1836	1836	1220	1220	511	2889	2889	2889	2364	2364	2364	1849	1849	2929	2929	2929	2929	2929	2929	2361	2361	2361
		Ap	0.022	0.021	0.016	0.016	0.008	0.040	0.036	0.036	0.032	0.032	0.028	0.028	0.026	0.048	0.048	0.043	0.043	0.043	0.043	0.038	0.038	0.034
	39.3	Vc	148	148	111	111	56	185	185	185	167	167	167	148	148	185	185	185	185	185	185	167	167	167
		fz	0.032	0.032	0.028	0.028	0.024	0.051	0.051	0.051	0.045	0.045	0.045	0.040	0.040	0.061	0.061	0.061	0.061	0.061	0.061	0.055	0.055	0.055
		RPM	23606	23606	17704	17704	8852	23587	23587	23587	21228	21228	21228	18870	18870	19672	19672	19672	19672	19672	19672	17705	17705	17705
		FEED	1511	1511	991	991	425	2406	2406	2406	1911	1911	1911	1510	1510	2400	2400	2400	2400	2400	2400	1948	1948	1948
		Ap	0.018	0.017	0.013	0.013	0.007	0.033	0.029	0.029	0.026	0.026	0.023	0.023	0.021	0.039	0.039	0.035	0.035	0.035	0.035	0.031	0.031	0.027
	40	Vc	247	247	185	185	93	309	309	309	278	278	278	247	247	309	309	309	309	309	309	278	278	278
		fz	0.040	0.040	0.035	0.035	0.030	0.066	0.066	0.066	0.059	0.059	0.059	0.053	0.053	0.083	0.083	0.083	0.083	0.083	0.083	0.075	0.075	0.075
		RPM	39342	39342	29507	29507	14753	39295	39295	39295	35366	35366	35366	31436	31436	32786	32786	32786	32786	32786	32786	29507	29507	29507
		FEED	3147	3147	2065	2065	885	5187	5187	5187	4173	4173	4173	3332	3332	5442	5442	5442	5442	5442	5442	4426	4426	4426
		Ap	0.024	0.022	0.017	0.017	0.009	0.043	0.038	0.038	0.034	0.034	0.030	0.030	0.028	0.051	0.051	0.046	0.046	0.046	0.046	0.041	0.041	0.036
	41	Vc	206	206	155	155	77	257	257	257	232	232	232	206	206	258	258	258	258	258	258	232	232	232
		fz	0.040	0.040	0.035	0.035	0.030	0.063	0.063	0.063	0.056	0.056	0.056	0.050	0.050	0.075	0.075	0.075	0.075	0.075	0.075	0.068	0.068	0.068
		RPM	32786	32786	24590	24590	12295	32754	32754	32754	29479	29479	29479	26203	26203	27322	27322	27322	27322	27322	27322	24590	24590	24590
		FEED	2623	2623	1721	1721	738	4127	4127	4127	3302	3302	3302	2620	2620	4098	4098	4098	4098	4098	4098	3344	3344	3344
		Ap	0.024	0.022	0.017	0.017	0.009	0.043	0.038	0.038	0.034	0.034	0.030	0.030	0.028	0.051	0.051	0.046	0.046	0.046	0.046	0.041	0.041	0.036

▶ NEXT PAGE

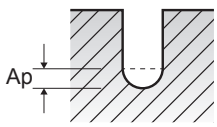

X1-EH END MILLS

RECOMMENDED CUTTING CONDITIONS
EMPFOHLENE SCHNEIDPARAMETER

Vc = m/min.
fz = mm/tooth
RPM = rev./min.
FEED = mm/min.
Ap = mm
LBS = Length Below Shank

HPI91, HPI92 SERIES — 2 FLUTE BALL NOSE for RIB PROCESSING

ISO	VDI 3323	Parameter	Diameter (Ø)																				
			3	3	3	3	3.5	3.5	3.5	3.5	3.5	3.5	3.5	4	4	4	4	4	4	4	4	4	4
		LBS	30	35	40	50	15	20	25	30	35	40	45	8	10	12	14	15	20	25	30	35	40
P	5	Vc	287	255	255	192	324	292	292	292	292	260	260	324	324	324	324	324	324	292	292	292	292
		fz	0.082	0.073	0.073	0.064	0.105	0.094	0.094	0.094	0.094	0.084	0.084	0.120	0.120	0.120	0.120	0.120	0.120	0.108	0.108	0.108	0.108
		RPM	30491	27103	27103	20327	29510	26559	26559	26559	26559	23608	23608	25819	25819	25819	25819	25819	25819	23237	23237	23237	23237
		FEED	5001	3957	3957	2602	6197	4993	4993	4993	4993	3966	3966	6197	6197	6197	6197	6197	6197	5019	5019	5019	5019
		Ap	0.042	0.042	0.039	0.030	0.063	0.056	0.056	0.049	0.049	0.049	0.049	0.080	0.080	0.080	0.072	0.072	0.072	0.064	0.064	0.056	0.056
	8-9	Vc	287	255	255	192	324	292	292	292	292	260	260	324	324	324	324	324	324	292	292	292	292
		fz	0.082	0.073	0.073	0.064	0.105	0.094	0.094	0.094	0.094	0.084	0.084	0.120	0.120	0.120	0.120	0.120	0.120	0.108	0.108	0.108	0.108
		RPM	30491	27103	27103	20327	29510	26559	26559	26559	26559	23608	23608	25819	25819	25819	25819	25819	25819	23237	23237	23237	23237
		FEED	5001	3957	3957	2602	6197	4993	4993	4993	4993	3966	3966	6197	6197	6197	6197	6197	6197	5019	5019	5019	5019
		Ap	0.042	0.042	0.039	0.030	0.063	0.056	0.056	0.049	0.049	0.049	0.049	0.080	0.080	0.080	0.072	0.072	0.072	0.064	0.064	0.056	0.056
	11.1	Vc	287	255	255	192	324	292	292	292	292	260	260	324	324	324	324	324	324	292	292	292	292
		fz	0.082	0.073	0.073	0.064	0.105	0.094	0.094	0.094	0.094	0.084	0.084	0.120	0.120	0.120	0.120	0.120	0.120	0.108	0.108	0.108	0.108
		RPM	30491	27103	27103	20327	29510	26559	26559	26559	26559	23608	23608	25819	25819	25819	25819	25819	25819	23237	23237	23237	23237
		FEED	5001	3957	3957	2602	6197	4993	4993	4993	4993	3966	3966	6197	6197	6197	6197	6197	6197	5019	5019	5019	5019
		Ap	0.042	0.042	0.039	0.030	0.063	0.056	0.056	0.049	0.049	0.049	0.049	0.080	0.080	0.080	0.072	0.072	0.072	0.064	0.064	0.056	0.056
	11.2	Vc	278	247	247	185	309	278	278	278	278	247	247	309	309	309	309	309	309	278	278	278	278
		fz	0.075	0.066	0.066	0.058	0.097	0.087	0.087	0.087	0.087	0.078	0.078	0.111	0.111	0.111	0.111	0.111	0.111	0.100	0.100	0.100	0.100
		RPM	29507	26229	26229	19672	28068	25261	25261	25261	25261	22454	22454	24589	24589	24589	24589	24589	24589	22130	22130	22130	22130
		FEED	4426	3462	3462	2282	5445	4395	4395	4395	4395	3503	3503	5459	5459	5459	5459	5459	5459	4426	4426	4426	4426
		Ap	0.036	0.036	0.033	0.026	0.054	0.048	0.048	0.042	0.042	0.042	0.042	0.068	0.068	0.068	0.061	0.061	0.061	0.054	0.054	0.048	0.048
H	38.1	Vc	278	247	247	185	309	278	278	278	278	247	247	309	309	309	309	309	309	278	278	278	278
		fz	0.075	0.066	0.066	0.058	0.097	0.087	0.087	0.087	0.087	0.078	0.078	0.111	0.111	0.111	0.111	0.111	0.111	0.100	0.100	0.100	0.100
		RPM	29507	26229	26229	19672	28068	25261	25261	25261	25261	22454	22454	24589	24589	24589	24589	24589	24589	22130	22130	22130	22130
		FEED	4426	3462	3462	2282	5445	4395	4395	4395	4395	3503	3503	5459	5459	5459	5459	5459	5459	4426	4426	4426	4426
		Ap	0.036	0.036	0.033	0.026	0.054	0.048	0.048	0.042	0.042	0.042	0.042	0.068	0.068	0.068	0.061	0.061	0.061	0.054	0.054	0.048	0.048
	38.2	Vc	232	206	206	155	258	232	232	232	232	206	206	257	257	257	257	257	257	232	232	232	232
		fz	0.068	0.060	0.060	0.053	0.087	0.079	0.079	0.079	0.079	0.070	0.070	0.100	0.100	0.100	0.100	0.100	0.100	0.090	0.090	0.090	0.090
		RPM	24590	21858	21858	16393	23433	21090	21090	21090	21090	18746	18746	20491	20491	20491	20491	20491	20491	18442	18442	18442	18442
		FEED	3344	2623	2623	1738	4077	3332	3332	3332	3332	2624	2624	4098	4098	4098	4098	4098	4098	3320	3320	3320	3320
		Ap	0.036	0.036	0.033	0.026	0.054	0.048	0.048	0.042	0.042	0.042	0.042	0.068	0.068	0.068	0.061	0.061	0.061	0.054	0.054	0.048	0.048
	39.1	Vc	204	181	181	136	227	204	204	204	204	181	181	227	227	227	227	227	227	204	204	204	204
		fz	0.060	0.054	0.054	0.047	0.079	0.071	0.071	0.071	0.071	0.063	0.063	0.090	0.090	0.090	0.090	0.090	0.090	0.081	0.081	0.081	0.081
		RPM	21639	19234	19234	14426	20600	18540	18540	18540	18540	16480	16480	18032	18032	18032	18032	18032	18032	16229	16229	16229	16229
		FEED	2597	2077	2077	1356	3255	2633	2633	2633	2633	2076	2076	3246	3246	3246	3246	3246	3246	2629	2629	2629	2629
		Ap	0.034	0.034	0.031	0.024	0.050	0.045	0.045	0.039	0.039	0.039	0.039	0.064	0.064	0.064	0.058	0.058	0.058	0.051	0.051	0.045	0.045
	39.2	Vc	185	165	165	124	206	186	186	186	186	165	165	206	206	206	206	206	206	185	185	185	185
		fz	0.060	0.054	0.054	0.047	0.078	0.070	0.070	0.070	0.070	0.062	0.062	0.088	0.088	0.088	0.088	0.088	0.088	0.079	0.079	0.079	0.079
		RPM	19672	17486	17486	13115	18746	16871	16871	16871	16871	14997	14997	16392	16392	16392	16392	16392	16392	14753	14753	14753	14753
		FEED	2361	1888	1888	1233	2924	2362	2362	2362	2362	1860	1860	2885	2885	2885	2885	2885	2885	2331	2331	2331	2331
		Ap	0.034	0.034	0.031	0.024	0.050	0.045	0.045	0.039	0.039	0.039	0.039	0.064	0.064	0.064	0.058	0.058	0.058	0.051	0.051	0.045	0.045
	39.3	Vc	167	148	148	111	186	167	167	167	167	149	149	185	185	185	185	185	185	167	167	167	167
		fz	0.055	0.049	0.049	0.043	0.070	0.063	0.063	0.063	0.063	0.056	0.056	0.079	0.079	0.079	0.079	0.079	0.079	0.071	0.071	0.071	0.071
		RPM	17705	15738	15738	11803	16892	15203	15203	15203	15203	13514	13514	14754	14754	14754	14754	14754	14754	13279	13279	13279	13279
		FEED	1948	1542	1542	1015	2365	1916	1916	1916	1916	1514	1514	2331	2331	2331	2331	2331	2331	1886	1886	1886	1886
		Ap	0.027	0.027	0.025	0.020	0.041	0.036	0.036	0.032	0.032	0.032	0.032	0.052	0.052	0.052	0.047	0.047	0.047	0.042	0.042	0.036	0.036
	40	Vc	278	247	247	185	309	278	278	278	278	247	247	309	309	309	309	309	309	278	278	278	278
		fz	0.075	0.066	0.066	0.058	0.097	0.087	0.087	0.087	0.087	0.078	0.078	0.111	0.111	0.111	0.111	0.111	0.111	0.100	0.100	0.100	0.100
		RPM	29507	26229	26229	19672	28068	25261	25261	25261	25261	22454	22454	24589	24589	24589	24589	24589	24589	22130	22130	22130	22130
		FEED	4426	3462	3462	2282	5445	4395	4395	4395	4395	3503	3503	5459	5459	5459	5459	5459	5459	4426	4426	4426	4426
		Ap	0.036	0.036	0.033	0.026	0.054	0.048	0.048	0.042	0.042	0.042	0.042	0.068	0.068	0.068	0.061	0.061	0.061	0.054	0.054	0.048	0.048
	41	Vc	232	206	206	155	258	232	232	232	232	206	206	257	257	257	257	257	257	232	232	232	232
		fz	0.068	0.060	0.060	0.053	0.087	0.079	0.079	0.079	0.079	0.070	0.070	0.100	0.100	0.100	0.100	0.100	0.100	0.090	0.090	0.090	0.090
		RPM	24590	21858	21858	16393	23433	21090	21090	21090	21090	18746	18746	20491	20491	20491	20491	20491	20491	18442	18442	18442	18442
		FEED	3344	2623	2623	1738	4077	3332	3332	3332	3332	2624	2624	4098	4098	4098	4098	4098	4098	3320	3320	3320	3320
		Ap	0.036	0.036	0.033	0.026	0.054	0.048	0.048	0.042	0.042	0.042	0.042	0.068	0.068	0.068	0.061	0.061	0.061	0.054	0.054	0.048	0.048

▶ NEXT PAGE

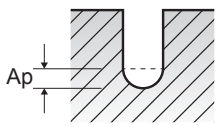

X1-EH END MILLS

RECOMMENDED CUTTING CONDITIONS
EMPFOHLENE SCHNEIDPARAMETER

Vc = m/min.
fz = mm/tooth
RPM = rev./min.
FEED = mm/min.
Ap = mm
LBS = Length Below Shank

HPI91, HPI92 SERIES — 2 FLUTE BALL NOSE for RIB PROCESSING

ISO	VDI 3323	Parameter	Diameter (Ø)																					
			4	4	4	5	5	5	5	5	5	5	6	6	6	6	6	6	6	6	6	7	7	7
		LBS	45	50	61.1	10	12	15	20	25	30	40	10	15	20	25	30	35	40	50	60	40	45	60
P	5	Vc	260	260	195	299	299	299	299	299	269	269	268	268	268	268	268	241	241	241	241	255	255	255
		fz	0.096	0.096	0.084	0.156	0.156	0.156	0.156	0.156	0.140	0.140	0.174	0.174	0.174	0.174	0.174	0.157	0.157	0.157	0.157	0.162	0.162	0.162
		RPM	20655	20655	15491	19016	19016	19016	19016	19016	17114	17114	14207	14207	14207	14207	14207	12786	12786	12786	12786	11588	11588	11588
		FEED	3966	3966	2602	5933	5933	5933	5933	5933	4792	4792	4944	4944	4944	4944	4944	4015	4015	4015	4015	3755	3755	3755
		Ap	0.056	0.056	0.052	0.100	0.100	0.100	0.090	0.090	0.080	0.080	0.120	0.120	0.108	0.108	0.108	0.096	0.096	0.084	0.084	0.112	0.112	0.098
	8-9	Vc	260	260	195	299	299	299	299	299	269	269	268	268	268	268	268	241	241	241	241	255	255	255
		fz	0.096	0.096	0.084	0.156	0.156	0.156	0.156	0.156	0.140	0.140	0.174	0.174	0.174	0.174	0.174	0.157	0.157	0.157	0.157	0.162	0.162	0.162
		RPM	20655	20655	15491	19016	19016	19016	19016	19016	17114	17114	14207	14207	14207	14207	14207	12786	12786	12786	12786	11588	11588	11588
		FEED	3966	3966	2602	5933	5933	5933	5933	5933	4792	4792	4944	4944	4944	4944	4944	4015	4015	4015	4015	3755	3755	3755
		Ap	0.056	0.056	0.052	0.100	0.100	0.100	0.090	0.090	0.080	0.080	0.120	0.120	0.108	0.108	0.108	0.096	0.096	0.084	0.084	0.112	0.112	0.098
	11.1	Vc	260	260	195	299	299	299	299	299	269	269	268	268	268	268	268	241	241	241	241	255	255	255
		fz	0.096	0.096	0.084	0.156	0.156	0.156	0.156	0.156	0.140	0.140	0.174	0.174	0.174	0.174	0.174	0.157	0.157	0.157	0.157	0.162	0.162	0.162
		RPM	20655	20655	15491	19016	19016	19016	19016	19016	17114	17114	14207	14207	14207	14207	14207	12786	12786	12786	12786	11588	11588	11588
		FEED	3966	3966	2602	5933	5933	5933	5933	5933	4792	4792	4944	4944	4944	4944	4944	4015	4015	4015	4015	3755	3755	3755
		Ap	0.056	0.056	0.052	0.100	0.100	0.100	0.090	0.090	0.080	0.080	0.120	0.120	0.108	0.108	0.108	0.096	0.096	0.084	0.084	0.112	0.112	0.098
	11.2	Vc	247	247	185	288	288	288	288	288	260	260	263	263	263	263	263	236	236	236	236	246	246	246
		fz	0.089	0.089	0.078	0.138	0.138	0.138	0.138	0.138	0.124	0.124	0.153	0.153	0.153	0.153	0.153	0.138	0.138	0.138	0.138	0.143	0.143	0.143
		RPM	19671	19671	14753	18360	18360	18360	18360	18360	16524	16524	13934	13934	13934	13934	13934	12541	12541	12541	12541	11171	11171	11171
		FEED	3501	3501	2301	5067	5067	5067	5067	5067	4098	4098	4264	4264	4264	4264	4264	3461	3461	3461	3461	3195	3195	3195
		Ap	0.048	0.048	0.044	0.085	0.085	0.085	0.077	0.077	0.068	0.068	0.102	0.102	0.092	0.092	0.092	0.082	0.082	0.071	0.071	0.095	0.095	0.083
H	38.1	Vc	247	247	185	288	288	288	288	288	260	260	263	263	263	263	263	236	236	236	236	246	246	246
		fz	0.089	0.089	0.078	0.138	0.138	0.138	0.138	0.138	0.124	0.124	0.153	0.153	0.153	0.153	0.153	0.138	0.138	0.138	0.138	0.143	0.143	0.143
		RPM	19671	19671	14753	18360	18360	18360	18360	18360	16524	16524	13934	13934	13934	13934	13934	12541	12541	12541	12541	11171	11171	11171
		FEED	3501	3501	2301	5067	5067	5067	5067	5067	4098	4098	4264	4264	4264	4264	4264	3461	3461	3461	3461	3195	3195	3195
		Ap	0.048	0.048	0.044	0.085	0.085	0.085	0.077	0.077	0.068	0.068	0.102	0.102	0.092	0.092	0.092	0.082	0.082	0.071	0.071	0.095	0.095	0.083
	38.2	Vc	206	206	155	242	242	242	242	242	218	218	211	211	211	211	211	190	190	190	190	199	199	199
		fz	0.080	0.080	0.070	0.125	0.125	0.125	0.125	0.125	0.113	0.113	0.141	0.141	0.141	0.141	0.141	0.127	0.127	0.127	0.127	0.133	0.133	0.133
		RPM	16393	16393	12295	15410	15410	15410	15410	15410	13869	13869	11202	11202	11202	11202	11202	10082	10082	10082	10082	9048	9048	9048
		FEED	2623	2623	1721	3853	3853	3853	3853	3853	3134	3134	3159	3159	3159	3159	3159	2561	2561	2561	2561	2407	2407	2407
		Ap	0.048	0.048	0.044	0.085	0.085	0.085	0.077	0.077	0.068	0.068	0.102	0.102	0.092	0.092	0.092	0.082	0.082	0.071	0.071	0.095	0.095	0.083
	39.1	Vc	181	181	136	216	216	216	216	216	195	195	196	196	196	196	196	176	176	176	176	180	180	180
		fz	0.072	0.072	0.063	0.113	0.113	0.113	0.113	0.113	0.102	0.102	0.125	0.125	0.125	0.125	0.125	0.113	0.113	0.113	0.113	0.118	0.118	0.118
		RPM	14426	14426	10819	13770	13770	13770	13770	13770	12393	12393	10382	10382	10382	10382	10382	9344	9344	9344	9344	8204	8204	8204
		FEED	2077	2077	1363	3112	3112	3112	3112	3112	2528	2528	2596	2596	2596	2596	2596	2112	2112	2112	2112	1936	1936	1936
		Ap	0.045	0.045	0.042	0.080	0.080	0.080	0.072	0.072	0.064	0.064	0.096	0.096	0.086	0.086	0.086	0.077	0.077	0.067	0.067	0.090	0.090	0.078
	39.2	Vc	165	165	124	185	185	185	185	185	167	167	170	170	170	170	170	153	153	153	153	158	158	158
		fz	0.070	0.070	0.062	0.111	0.111	0.111	0.111	0.111	0.100	0.100	0.122	0.122	0.122	0.122	0.122	0.110	0.110	0.110	0.110	0.115	0.115	0.115
		RPM	13114	13114	9835	11803	11803	11803	11803	11803	10623	10623	9017	9017	9017	9017	9017	8115	8115	8115	8115	7185	7185	7185
		FEED	1836	1836	1220	2620	2620	2620	2620	2620	2125	2125	2200	2200	2200	2200	2200	1785	1785	1785	1785	1653	1653	1653
		Ap	0.045	0.045	0.042	0.080	0.080	0.080	0.072	0.072	0.064	0.064	0.096	0.096	0.086	0.086	0.086	0.077	0.077	0.067	0.067	0.090	0.090	0.078
	39.3	Vc	148	148	111	170	170	170	170	170	153	153	155	155	155	155	155	139	139	139	139	148	148	148
		fz	0.063	0.063	0.055	0.100	0.100	0.100	0.100	0.100	0.090	0.090	0.109	0.109	0.109	0.109	0.109	0.098	0.098	0.098	0.098	0.102	0.102	0.102
		RPM	11803	11803	8852	10819	10819	10819	10819	10819	9737	9737	8197	8197	8197	8197	8197	7377	7377	7377	7377	6731	6731	6731
		FEED	1487	1487	974	2164	2164	2164	2164	2164	1753	1753	1787	1787	1787	1787	1787	1446	1446	1446	1446	1373	1373	1373
		Ap	0.036	0.036	0.034	0.065	0.065	0.065	0.059	0.059	0.052	0.052	0.078	0.078	0.070	0.070	0.070	0.062	0.062	0.055	0.055	0.073	0.073	0.064
	40	Vc	247	247	185	288	288	288	288	288	260	260	263	263	263	263	263	236	236	236	236	246	246	246
		fz	0.089	0.089	0.078	0.138	0.138	0.138	0.138	0.138	0.124	0.124	0.153	0.153	0.153	0.153	0.153	0.138	0.138	0.138	0.138	0.143	0.143	0.143
		RPM	19671	19671	14753	18360	18360	18360	18360	18360	16524	16524	13934	13934	13934	13934	13934	12541	12541	12541	12541	11171	11171	11171
		FEED	3501	3501	2301	5067	5067	5067	5067	5067	4098	4098	4264	4264	4264	4264	4264	3461	3461	3461	3461	3195	3195	3195
		Ap	0.048	0.048	0.044	0.085	0.085	0.085	0.077	0.077	0.068	0.068	0.102	0.102	0.092	0.092	0.092	0.082	0.082	0.071	0.071	0.095	0.095	0.083
	41	Vc	206	206	155	242	242	242	242	242	218	218	211	211	211	211	211	190	190	190	190	199	199	199
		fz	0.080	0.080	0.070	0.125	0.125	0.125	0.125	0.125	0.113	0.113	0.141	0.141	0.141	0.141	0.141	0.127	0.127	0.127	0.127	0.133	0.133	0.133
		RPM	16393	16393	12295	15410	15410	15410	15410	15410	13869	13869	11202	11202	11202	11202	11202	10082	10082	10082	10082	9048	9048	9048
		FEED	2623	2623	1721	3853	3853	3853	3853	3853	3134	3134	3159	3159	3159	3159	3159	2561	2561	2561	2561	2407	2407	2407
		Ap	0.048	0.048	0.044	0.085	0.085	0.085	0.077	0.077	0.068	0.068	0.102	0.102	0.092	0.092	0.092	0.082	0.082	0.071	0.071	0.095	0.095	0.083

▶ NEXT PAGE

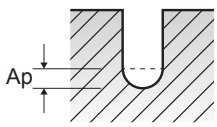

X1-EH END MILLS

RECOMMENDED CUTTING CONDITIONS
EMPFOHLENE SCHNEIDPARAMETER

Vc = m/min.
fz = mm/tooth
RPM = rev./min.
FEED = mm/min.
Ap = mm
LBS = Length Below Shank

HPI91, HPI92 SERIES — 2 FLUTE BALL NOSE for RIB PROCESSING
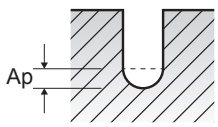
ISO	VDI 3323	Parameter	Diameter (Ø)																		
			8	8	8	8	8	8	8	8	10	10	10	10	10	10	10	12	12	12	12
		LBS	35	50	55	60	70	80	98	120	35	55	60	65	75	86	120	60	80	106	120
P	5	Vc	288	260	260	260	260	260	231	231	299	269	269	269	269	269	239	268	241	241	241
		fz	0.189	0.170	0.170	0.170	0.170	0.170	0.151	0.151	0.199	0.179	0.179	0.179	0.179	0.179	0.159	0.212	0.191	0.191	0.191
		RPM	11475	10328	10328	10328	10328	10328	9180	9180	9508	8557	8557	8557	8557	8557	7606	7104	6394	6394	6394
		FEED	4338	3512	3512	3512	3512	3512	2772	2772	3784	3063	3063	3063	3063	3063	2419	3012	2443	2443	2443
		Ap	0.144	0.128	0.128	0.128	0.112	0.112	0.112	0.104	0.180	0.160	0.160	0.160	0.160	0.140	0.140	0.216	0.192	0.168	0.168
	8-9	Vc	288	260	260	260	260	260	231	231	299	269	269	269	269	269	239	268	241	241	241
		fz	0.189	0.170	0.170	0.170	0.170	0.170	0.151	0.151	0.199	0.179	0.179	0.179	0.179	0.179	0.159	0.212	0.191	0.191	0.191
		RPM	11475	10328	10328	10328	10328	10328	9180	9180	9508	8557	8557	8557	8557	8557	7606	7104	6394	6394	6394
		FEED	4338	3512	3512	3512	3512	3512	2772	2772	3784	3063	3063	3063	3063	3063	2419	3012	2443	2443	2443
		Ap	0.144	0.128	0.128	0.128	0.112	0.112	0.112	0.104	0.180	0.160	0.160	0.160	0.160	0.140	0.140	0.216	0.192	0.168	0.168
	11.1	Vc	288	260	260	260	260	260	231	231	299	269	269	269	269	269	239	268	241	241	241
		fz	0.189	0.170	0.170	0.170	0.170	0.170	0.151	0.151	0.199	0.179	0.179	0.179	0.179	0.179	0.159	0.212	0.191	0.191	0.191
		RPM	11475	10328	10328	10328	10328	10328	9180	9180	9508	8557	8557	8557	8557	8557	7606	7104	6394	6394	6394
		FEED	4338	3512	3512	3512	3512	3512	2772	2772	3784	3063	3063	3063	3063	3063	2419	3012	2443	2443	2443
		Ap	0.144	0.128	0.128	0.128	0.112	0.112	0.112	0.104	0.180	0.160	0.160	0.160	0.160	0.140	0.140	0.216	0.192	0.168	0.168
	11.2	Vc	278	250	250	250	250	250	222	222	288	260	260	260	260	260	231	257	232	232	232
		fz	0.164	0.148	0.148	0.148	0.148	0.148	0.131	0.131	0.174	0.157	0.157	0.157	0.157	0.157	0.139	0.187	0.168	0.168	0.168
		RPM	11065	9959	9959	9959	9959	9959	8852	8852	9180	8262	8262	8262	8262	8262	7344	6830	6147	6147	6147
		FEED	3629	2948	2948	2948	2948	2948	2319	2319	3195	2594	2594	2594	2594	2594	2042	2554	2065	2065	2065
		Ap	0.122	0.109	0.109	0.109	0.095	0.095	0.095	0.088	0.153	0.136	0.136	0.136	0.136	0.119	0.119	0.184	0.163	0.143	0.143
H	38.1	Vc	278	250	250	250	250	250	222	222	288	260	260	260	260	260	231	257	232	232	232
		fz	0.164	0.148	0.148	0.148	0.148	0.148	0.131	0.131	0.174	0.157	0.157	0.157	0.157	0.157	0.139	0.187	0.168	0.168	0.168
		RPM	11065	9959	9959	9959	9959	9959	8852	8852	9180	8262	8262	8262	8262	8262	7344	6830	6147	6147	6147
		FEED	3629	2948	2948	2948	2948	2948	2319	2319	3195	2594	2594	2594	2594	2594	2042	2554	2065	2065	2065
		Ap	0.122	0.109	0.109	0.109	0.095	0.095	0.095	0.088	0.153	0.136	0.136	0.136	0.136	0.119	0.119	0.184	0.163	0.143	0.143
	38.2	Vc	232	209	209	209	209	209	185	185	242	218	218	218	218	218	194	216	195	195	195
		fz	0.150	0.135	0.135	0.135	0.135	0.135	0.120	0.120	0.160	0.144	0.144	0.144	0.144	0.144	0.128	0.170	0.153	0.153	0.153
		RPM	9221	8299	8299	8299	8299	8299	7377	7377	7704	6934	6934	6934	6934	6934	6163	5737	5163	5163	5163
		FEED	2766	2241	2241	2241	2241	2241	1770	1770	2465	1997	1997	1997	1997	1997	1578	1951	1580	1580	1580
		Ap	0.122	0.109	0.109	0.109	0.095	0.095	0.095	0.088	0.153	0.136	0.136	0.136	0.136	0.119	0.119	0.184	0.163	0.143	0.143
	39.1	Vc	206	185	185	185	185	185	165	165	211	190	190	190	190	190	169	196	176	176	176
		fz	0.134	0.121	0.121	0.121	0.121	0.121	0.107	0.107	0.144	0.130	0.130	0.130	0.130	0.130	0.115	0.155	0.140	0.140	0.140
		RPM	8197	7377	7377	7377	7377	7377	6558	6558	6721	6049	6049	6049	6049	6049	5377	5191	4672	4672	4672
		FEED	2197	1785	1785	1785	1785	1785	1403	1403	1936	1573	1573	1573	1573	1573	1237	1609	1308	1308	1308
		Ap	0.115	0.102	0.102	0.102	0.090	0.090	0.090	0.083	0.144	0.128	0.128	0.128	0.128	0.112	0.112	0.173	0.154	0.134	0.134
	39.2	Vc	180	162	162	162	162	162	144	144	185	167	167	167	167	167	148	170	153	153	153
		fz	0.132	0.119	0.119	0.119	0.119	0.119	0.106	0.106	0.142	0.128	0.128	0.128	0.128	0.128	0.114	0.142	0.128	0.128	0.128
		RPM	7172	6455	6455	6455	6455	6455	5738	5738	5902	5312	5312	5312	5312	5312	4722	4508	4057	4057	4057
		FEED	1893	1536	1536	1536	1536	1536	1216	1216	1676	1360	1360	1360	1360	1360	1077	1280	1039	1039	1039
		Ap	0.115	0.102	0.102	0.102	0.090	0.090	0.090	0.083	0.144	0.128	0.128	0.128	0.128	0.112	0.112	0.173	0.154	0.134	0.134
	39.3	Vc	170	153	153	153	153	153	136	136	170	153	153	153	153	153	136	154	139	139	139
		fz	0.119	0.107	0.107	0.107	0.107	0.107	0.095	0.095	0.130	0.117	0.117	0.117	0.117	0.117	0.104	0.131	0.118	0.118	0.118
		RPM	6762	6086	6086	6086	6086	6086	5410	5410	5410	4869	4869	4869	4869	4869	4328	4098	3688	3688	3688
		FEED	1609	1302	1302	1302	1302	1302	1028	1028	1407	1139	1139	1139	1139	1139	900	1074	870	870	870
		Ap	0.094	0.083	0.083	0.083	0.073	0.073	0.073	0.068	0.117	0.104	0.104	0.104	0.104	0.091	0.091	0.140	0.125	0.109	0.109
	40	Vc	278	250	250	250	250	250	222	222	288	260	260	260	260	260	231	257	232	232	232
		fz	0.164	0.148	0.148	0.148	0.148	0.148	0.131	0.131	0.174	0.157	0.157	0.157	0.157	0.157	0.139	0.187	0.168	0.168	0.168
		RPM	11065	9959	9959	9959	9959	9959	8852	8852	9180	8262	8262	8262	8262	8262	7344	6830	6147	6147	6147
		FEED	3629	2948	2948	2948	2948	2948	2319	2319	3195	2594	2594	2594	2594	2594	2042	2554	2065	2065	2065
		Ap	0.122	0.109	0.109	0.109	0.095	0.095	0.095	0.088	0.153	0.136	0.136	0.136	0.136	0.119	0.119	0.184	0.163	0.143	0.143
	41	Vc	232	209	209	209	209	209	185	185	242	218	218	218	218	218	194	216	195	195	195
		fz	0.150	0.135	0.135	0.135	0.135	0.135	0.120	0.120	0.160	0.144	0.144	0.144	0.144	0.144	0.128	0.170	0.153	0.153	0.153
		RPM	9221	8299	8299	8299	8299	8299	7377	7377	7704	6934	6934	6934	6934	6934	6163	5737	5163	5163	5163
		FEED	2766	2241	2241	2241	2241	2241	1770	1770	2465	1997	1997	1997	1997	1997	1578	1951	1580	1580	1580
		Ap	0.122	0.109	0.109	0.109	0.095	0.095	0.095	0.088	0.153	0.136	0.136	0.136	0.136	0.119	0.119	0.184	0.163	0.143	0.143